

REPORT

on

A Study of Hong Kong People's Participation in Gambling Activities

Social Sciences Research Centre
The University of Hong Kong

Commissioned by
Home Affairs Bureau, Government of the Hong Kong Special
Administrative Region

December 2005

Table of Contents

Executive Summary	4
1. Introduction	7
1.1 Background	7
2. Research Methodology	8
2.1 Sampling method and target respondents for the Telephone Survey	8
2.2 Questionnaire design for the Telephone Survey	8
2.3 Pilot study for the Telephone Survey	9
2.4 Fieldwork for the Telephone Survey	9
2.5 Response rate for the Telephone Survey	9
2.6 Sample size and Sampling Error for the Telephone Survey	10
2.7 Quality Control for the Telephone Survey	11
2.8 Data Processing and Statistical Analysis for the Telephone Survey	11
2.9 Sampling Method for the Youth Survey	12
2.10 Statistical Analysis	13
3. Telephone survey results	14
3.1 Respondent Demographic Profiles	14
3.2 Participation in Gambling	19
3.3 Amount Spent on Betting Activities per Month	22
3.4 Gambling Risk	27
3.5 Demographic trends in participation rates	35
3.6 Problem Gambling based on DSM-IV Diagnostic Criteria on Pathological Gambling	36
3.7 Profile of Pathological Gamblers diagnosed by DSM-IV	37
3.8 Profile of Types of Problem Gambling for Pathological Gamblers diagnosed by DSM-IV	39
3.9 Profile of Pathological Gamblers as diagnosed using Leung's Gambler Predictive Screening Tool	40
3.10 Profile of Types of Problem Gambling for Pathological Gamblers as diagnosed using Leung's Gambler Predictive Screening Tool	41
3.11 Risk Factors for Problem or Pathological Gamblers identified using Logistic Regression	42
3.12 DSM-IV analysis using the 2001 data	42
3.13 DSM-IV Results using 2005 Data	43
3.14 Risk Analysis using Leung's Gambler Predictive Screening Tool on the 2005 Data	44
4 Youth Survey	45
4.1 Gambling Activities Participation by Age	45
4.2 Age of First Gambling Experience for Gamblers	48
4.3 Who Invited You to First Participate in Underage Gambling	49
4.4 Reasons for First Participating in Underage Gambling	50
4.5 Reasons for Continuing to Gamble	51
4.6 Age of First Football Betting Experience for Football Gamblers	52
4.7 Channels to Place the First Underage Football Betting	53
4.8 Who Invited You to First Participate in Underage Football Betting	54
4.9 Reasons for First Participating in Underage Football Betting	55
4.10 Reasons for Continuing to Gamble on Football	56
4.11 Current Channels to Place Bets	57
4.12 Respondents' Attitude towards Gambling	58
4.13 Media Influence on Gambling	60

4.14 Problem Gambling based on DSM-IV Diagnostic Criteria on Pathological Gambling.....	63
4.15 Profile of Pathological Gamblers diagnosed by DSM-IV	64
4.16 Profile of Types of Problem Gambling for Pathological Gamblers diagnosed by DSM-IV	65
4.17 Profile of Pathological Gamblers diagnosed by Leung's Gambler Predictive Screening Tool.....	66
4.18 Profile of Types of Problem Gambling for Pathological Gamblers as diagnosed by Leung's Gambler Predictive Screening Tool.....	67
4.19 Risk Factors for Problem or Pathological Gamblers identified using Logistic Regression.....	68
4.20 DSM-IV Analysis using the 2001 Data	68
4.21 DSM-IV Results using 2005 Data	68
4.22 Risk Analysis using Leung's Gambler Predictive Screening Tool on the 2005 Data	69
5. Focus Group Discussions Results.....	70
5.1 Five Focus Groups	70
5.2 Pathological Gamblers	71
5.3 Family Members of Pathological Gamblers	78
5.4 Social Gamblers	84
5.5 Youth.....	87
5.6 Students.....	91
6 Conclusions and Recommendations	96
6.1 General Public Gambling.....	96
6.2 Youth Gambling.....	97
6.3 Focus Groups	98
Appendix A: References for Leung's Gambler Predictive Screening Tool	99
Appendix B: Questionnaire for the Telephone Survey.....	100
Appendix C: Questionnaire for the Youth Survey.....	130
Appendix D: Interviewer Guidelines for Focus Group Discussions	144
Appendix E: Demographic Profiles for 2005 and 2001 Telephone Surveys.....	172

Executive Summary

Study on Hong Kong People's Participation in Gambling Activities (2005)

Commissioned by: the Home Affairs Bureau

Funded by: Ping Wo Fund

Conducted by: the Social Sciences Research Centre of the University of Hong Kong
Survey period: March to May, 2005

Objectives

The survey tracks the results of a similar study, which was also commissioned by the Home Affairs Bureau, conducted by the Hong Kong Polytechnic University (HKPU) in 2001.

The major objectives are to assess Hong Kong people's participation in different kinds of gambling activities and their gambling behaviour, the prevalence of problem and pathological gambling in Hong Kong, as well as the attitude of Hong Kong people towards gambling activities.

Methodology and sampling

- A telephone survey of a representative sample of 2 093 people aged 15 to 64 in Hong Kong with a response rate of 74.7%
- A youth survey through self-administered questionnaires with a representative sample of 2 095 students in secondary schools and institutes of the Vocational Training Council
- Five focus group discussions with five categories, pathological gamblers, family members of the pathological gamblers, social gamblers, youth (aged 18 to 24) and students (aged 18 or below)
The focus group discussions seek to understand people's views on gambling, the pathways of pathological gamblers and their views on measures to tackle gambling-related problems.

Major findings

(I) Telephone survey

- Overall participation in gambling activities in the past 12 months: 81.1% (increased from 78% in 2001)
- Overall participation in various illegal gambling activities in the past 12 months: 2.1% (dropped from 4.2% in 2001)
- Participation in illegal gambling activities among those who have

- participated in legal gambling activities: 2.5%
- Participation in legal gambling activities among those who have participated in illegal gambling activities: 98.0 %
- Participation in horse-race betting with the Hong Kong Jockey Club (HKJC) in the past 12 months: 25.2% (dropped from 30.4% in 2001)
- Participation in football betting with HKJC in the past 12 months: 16.3%
- Participation in football betting with local illegal and offshore bookmakers in the past 12 months: 1% and 0.4% (dropped from 1.6% and 1.3% in 2001)
- Prevalence of pathological gamblers amongst the general population: 2.2% (increased from 1.8% in 2001)*
- Prevalence of problem gamblers: 3.1% (dropped from 4% in 2001)*
[*These figures were obtained through the use of the DSM – IV (Diagnostics and Statistical Manual of Mental Disorder, the American Psychiatric Association) as the clinical tool to identify the problem and pathological gamblers, which was also used in 2001 study.]
- Prevalence of pathological gamblers according to Leung's Gambler Predictive Screening Tool : 1.1%
- Prevalence of problem gamblers according to Leung's Gambler Predictive Screening Tool: 3.2%
- Awareness of preventive and remedial measures for addressing gambling-related problems: 40.6%
(88.1% through TV commercials and documentary-dramas, 41.2% through posters and banners, and 10.9% through websites)
- Prevalence of parents who have thought of avoiding or reducing participation in gambling or gambling-related activities so as to prevent their children from participating in gambling: 52.9%
- Prevalence of parents who have educated their children about the risks and negative impact of gambling: 61.1%

(II) Youth survey

- Participation in gambling activities among youth respondents aged 12 to 17 in the past 12 months: 29.8% (more than half started gambling at the age of 12 or before)
- Participation in gambling activities among youth respondents aged 18 to 19 in the past 12 months: 51.6%
- Participation in Mark Six lotteries and horse-race betting with HKJC among secondary school students in the past 12 months: 15.0% and 4.4% (dropped from 19.4% and 9.2% in 2001)
- Participation in football betting among secondary school students in the past 12 months: 6.8% (increased from 5.7% in 2001) (participation for those secondary school students aged 18-19 has increased from 4.7% in 2001 to 12.9% in 2005)

- Channels for placing bets among youth respondents aged 12 to 17 who have participated in football betting with HKJC:
 - 1) in person in off-course betting branches of HKJC: 13.8%
 - 2) through family members and relatives: 49.6%
 - 3) through schoolmates and friends: 45.4%
- “Killing time” being the major reason for first participating in gambling: 45.3%
- “Killing time” being the major reason for continuing to participate in gambling: 53.2%

(Focus group discussions revealed that youth respondents cited family and cultural influence, especially the parents’ thinking that gambling was part of Chinese culture, as a major reason for participating in gambling)
- Prevalence of pathological gamblers among secondary school students aged 12 to 19 according to DSM-IV: 1.3% (dropped from 2.6% in 2001)
- Prevalence of problem gamblers among secondary school students aged 12 to 19 according to DSM-IV: 1.3% (dropped from 4.5% in 2001)
- Prevalence of pathological gamblers among youth respondents according to Leung’s Gambler Predictive Screening Tool: 1.3%
- Prevalence of problem gamblers among youth respondents according to Leung’s Gambler Predictive Screening Tool: 0.8%
- Agreed that media coverage on different gambling activities had provided easier access to gambling information among youth respondents aged 12 to 19: 40.3%
- Attitudes towards gambling not affected by media coverage among youth respondents aged 12 to 19: 62.4 %

1. Introduction

1.1 Background

The Social Sciences Research Centre (SSRC), The University of Hong Kong was commissioned by Home Affairs Bureau (HAB) to undertake this study on Hong Kong people's participation in and attitudes towards gambling in Hong Kong. The study comprises three components:

- a) a telephone survey of the general public aged 15-64 in Hong Kong (except domestic helpers);
- b) a youth survey through self-administered questionnaires of students aged 12 or above in secondary schools and institutes of the Vocational Training Council (VTC); and
- c) focus groups of specific target groups.

A similar study commissioned by HAB in 2001 is used for reference in order to identify the impact of any important changes. The key change since 2001 is the introduction of legalized soccer betting with the Hong Kong Jockey Club (HKJC) acting as the bookmaker. Other background changes include an improvement in the economy, a continuing decrease in the money bet on horse racing with the HKJC, the opening of new casinos in Macau and the introduction of support services on a trial basis for problem gamblers.

2. Research Methodology

2.1 Sampling method and target respondents for the Telephone Survey

Telephone interview by using CATI (Computer Assisted Telephone Interview) was adopted. All numbers were generated from the 2003 English residential telephone directory¹ by dropping last digit, removing duplicates, adding all 10 possible final digits, randomizing order, and selecting as needed. This method provides an equal probability sample that covers unlisted and new numbers but excludes large businesses which use blocks of at least 10 numbers².

The eligible respondents were aged from 15 to 64 and were Cantonese, Putonghua or English speakers (domestic helpers were excluded). Where more than one eligible person resided in a household and was present at the time of telephone contact, the 'next birthday' rule was applied, i.e. the household member who had his/her birthday the soonest would be selected. This reduces the over-representation of elderly and housewives in the sample.

2.2 Questionnaire design for the Telephone Survey

A bilingual (Chinese and English) questionnaire with 99 pre-coded questions was designed to cover the following areas:

- Participation in different kinds of gambling activities
- Amount of money spent on different kinds of gambling activities
- Channels through which illegal betting were conducted
- Gambling history
- Occurrence of pathological symptoms and help seeking behaviour
- Demographics

Some of the questions were adopted from a study of the Hong Kong People's Participation in Gambling Activities in 2001 (which was conducted by Centre for Social Policy Studies of the Department of Applied Social Sciences & The General Education Centre of The Hong

¹ The Chinese residential telephone directory is not used because the total number of telephone contacts is less than the English residential telephone directory.

² This selection process will have a lower response rate than pure directory sampling which does not cover unlisted and new numbers. It also includes some business and fax numbers so that the contact rate is lower than a pure directory sample.

Kong Polytechnic University and commissioned by HAB). These questions were modified so that they can be used to identify those with gambling problems with two different screenings (more details will be covered in a later section). A copy of the questionnaire is enclosed in Appendix B.

2.3 Pilot study for the Telephone Survey

A pilot study comprising 87 successfully completed interviews was conducted on 4th February, 6th and 17th March 2005 to test the length, logic, wording and format of the questionnaire. The data collected from these pilot interviews was not counted as part of the survey proper.

2.4 Fieldwork for the Telephone Survey

Fieldwork took place from 31st March to 22nd April 2005. Telephone calls were made between 4:00pm and 10:30pm. The average duration of successfully completed interviews was about 13.7 minutes.

2.5 Response rate for the Telephone Survey

A total of 17 654 telephone numbers were attempted (see Table 2.1 for details). The number of successfully completed interviews was 2 093. The refusal cases (709) and incomplete interview (1) were contacted once more at a different time in order to try and convert them to successful cases. The cases for which respondents were unavailable (3 656), calls received the busy tone (291) or calls went unanswered (3 818) were attempted three times before classified as non-contact cases. The household contact rate (Types 1-7/Type 12) was 45.1% and the overall response rate was 74.7% (Type 1/Types 1-3) when excluding cases where respondents were unavailable after three contact attempts (Type 7) or 32.4% (Type 1/Types 1-3 and 7) when including those cases in the denominator.

Table 2.1 Enumeration Results

Type	Result of attempts ³	Number of cases
1	Success	2 093
2	Incomplete interviews	1
3	Refusal	709
4	Language problem	38
5	Respondents failed to qualify	406
6	Business number	1 063
7	Respondent Unavailable	3 656
8	Busy tone	291
9	Unanswered	3 818
10	Fax/data number	798
11	Invalid number	4 781
12	Total	17 654

2.6 Sample size and Sampling Error for the Telephone Survey

For the achieved sample size of 2 093 respondents, the maximum sampling error is $\pm 2.1\%$ at the 95% level of confidence. We have 95% confidence that the population proportion falls within the sample proportion plus or minus 2.1% ⁴, based on the assumption that non-respondents are similar to respondents. This means that for a given question answered by all the respondents, one can be 95 percent confident that the difference between the sample proportion and that of the population is not greater than 2.1%.

³ Incomplete Interviews: eligible respondents who initially accepted the interview but did not complete the interview for some reason. Refusal: eligible respondents who refused the interview. Language problems: eligible respondents who were not able to speak clearly in any of our 3 dialects. Respondent Unavailable: eligible respondents were not available for an interview at the time of telephone contact. Busy tone: calls obtained a busy tone (calls cannot be connected). Invalid number: not a valid telephone line (because we used a random method to generate telephone numbers, see Section 2.1).

⁴ As the population proportion is unknown, 0.5 is put into the formula of the sampling error to get the most conservative estimate of the sampling error. Therefore 0.0214 (or 2.1%) is equal to $1.96 \times \{\text{square root of } [(0.5)(0.5)/(2\,093)]\}$.

2.7 Quality Control for the Telephone Survey

All SSRC interviewers were well-trained in a standardized approach prior to the commencement of the survey. All interviews were conducted by experienced interviewers fluent in Cantonese, Putonghua and English.

The SSRC engages in quality checks for each stage of the survey to ensure satisfactory standards of performance. At least 15% of the questionnaires completed by each interviewer were checked by the SSRC independently.

2.8 Data Processing and Statistical Analysis for the Telephone Survey

This survey revealed some differences in the age and gender distribution when the sample was compared with the population data in end-2004 compiled by the Census and Statistics Department (C&SD). Table 2.2 shows the two distributions.

Table 2.2 Distribution of age and gender for this survey and the Hong Kong population as estimated by C&SD in End-2004*

Age Group	This survey			Hong Kong population Data – from C&SD (End-2004)		
	Male	Female	Total	Male	Female	Total
	% of Total	% of Total	% of Total	% of Total	% of Total	% of Total
15-19	6.77%	7.35%	14.12%	4.49%	4.30%	8.80%
20-24	4.59%	5.13%	9.72%	4.50%	4.61%	9.12%
25-29	4.01%	4.01%	8.03%	4.43%	5.00%	9.42%
30-34	3.97%	5.61%	9.57%	4.89%	6.48%	11.37%
35-39	4.55%	7.83%	12.38%	5.29%	6.97%	12.26%
40-44	6.14%	9.33%	15.47%	6.52%	7.59%	14.11%
45-49	4.35%	6.53%	10.88%	6.28%	6.52%	12.79%
50-54	4.06%	5.61%	9.67%	4.97%	5.07%	10.04%
55-59	2.51%	3.19%	5.71%	3.78%	3.66%	7.45%
60-64	2.03%	2.42%	4.45%	2.48%	2.16%	4.64%
Total	42.99%	57.01%	100.00%	47.63%	52.37%	100.00%

* Revised figures obtained from C&SD

In view of the demographic differences between the sample and the population, weighting was applied to age and gender in order to make the results more representative of the Hong Kong population aged between 15-64. The weights are the ratio of the age and gender distribution of the population to that of the sample (Table 2.3).

Table 2.3 Weights by age and gender used in the analyses

Age	Male	Female
15-19	0.6639	0.5854
20-24	0.9801	0.9000
25-29	1.1026	1.2454
30-34	1.2322	1.1561
35-39	1.1640	0.8899
40-44	1.0617	0.8132
45-49	1.4419	0.9985
50-54	1.2228	0.9038
55-59	1.5052	1.1469
60-64	1.2223	0.8943
Age data missing	1.0000	1.0000

2.9 Sampling Method for the Youth Survey

For local schools, random sampling of secondary schools from Bands 1-3 was used. Enumeration results are as follows:

1. No. of schools: 14 secondary schools
2. No. of classes: 48 classes
3. Total no. of self-administered questionnaires returned: 1 711
4. Total no of usable self-administered questionnaires returned: 1 580
5. Fieldwork period: April to May, 2005

As young people start leaving school from age 14, the school sample was supplemented with a sample of youth taking VTC classes. The sampling strategy was to take a random sample of VTC classes with the following enumeration results:

1. No. of classes: 23 classes
2. Total no. of self-administered questionnaires returned: 577
3. Total no. of usable self-administered questionnaires returned: 515
4. Fieldwork period: April to May, 2005

There was an insufficient number of students initially because the actual number of students in each class was different from the list provided by VTC. A second sampling was conducted.

The enrollment data by age for local schools and the VTC was used in order to weight the school and VTC samples to be representative of enrollment of youth in full-time education in schools or VTC in each age cohort.

2.10 Statistical Analysis

Two types of statistical tests are used in this report, namely, the Pearson chi-square test and the Kruskal-Wallis test. The Pearson chi-square test is used to test if there is any significant association between two nominal variables. On the other hand, the Kruskal-Wallis test is adopted when one variable is nominal while another one is ordinal. Again, this tests the significant association between two variables. Only results which are statistically significant at the 5% level (2-tailed) are presented in this report. On the other hand, the Pearson chi-square test is only used where no more than 20% of the cells have expected values of less than 5. Also, binary logistic regression is used to predict which gamblers are problematic/pathological from a set of predictor variables (i.e. demographics and which gambling activities the respondents participated in).

The statistical software, SPSS for Windows version 12.0, was used to perform all statistical analyses.

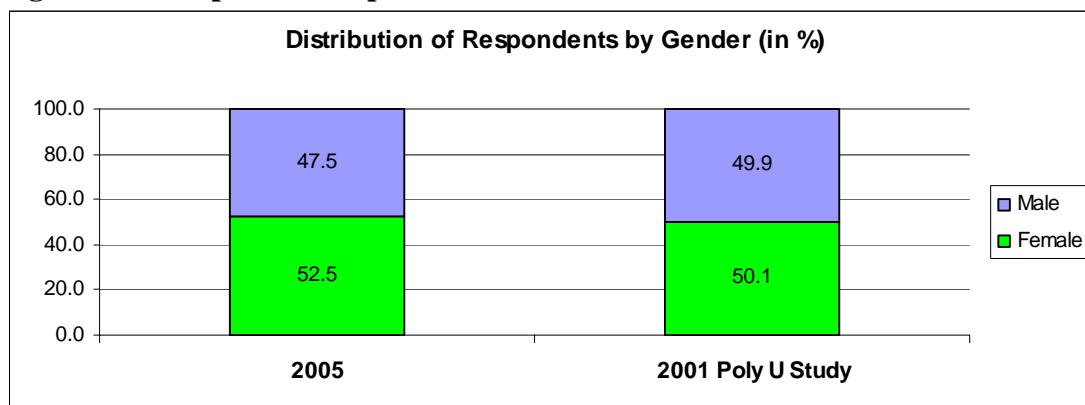
3. Telephone survey results

3.1 Respondent Demographic Profiles

The detailed tables of the demographic profiles can be found in Appendix E. This section presents graphical comparisons with the 2001 study.

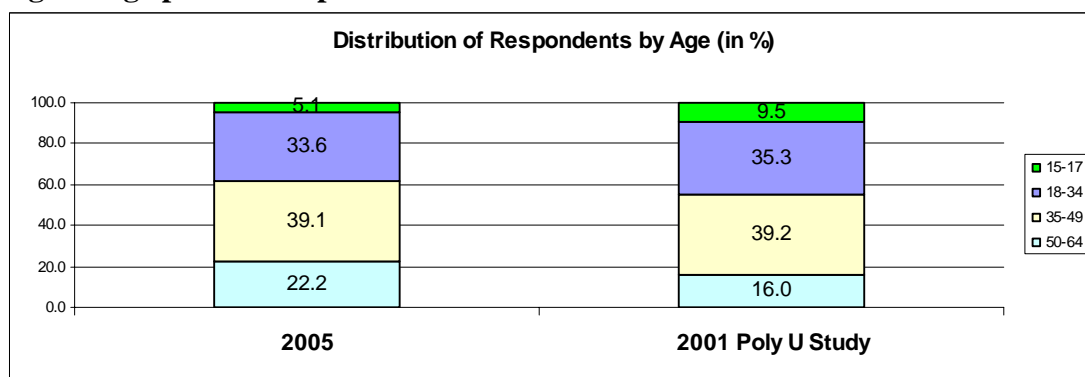
The Gender and Age profiles after weighting are similar to the (unweighted) 2001 study.

Fig 3.1 Gender profile comparison



Base: N=2093 (2005) / N=2004 (2001 Poly U)

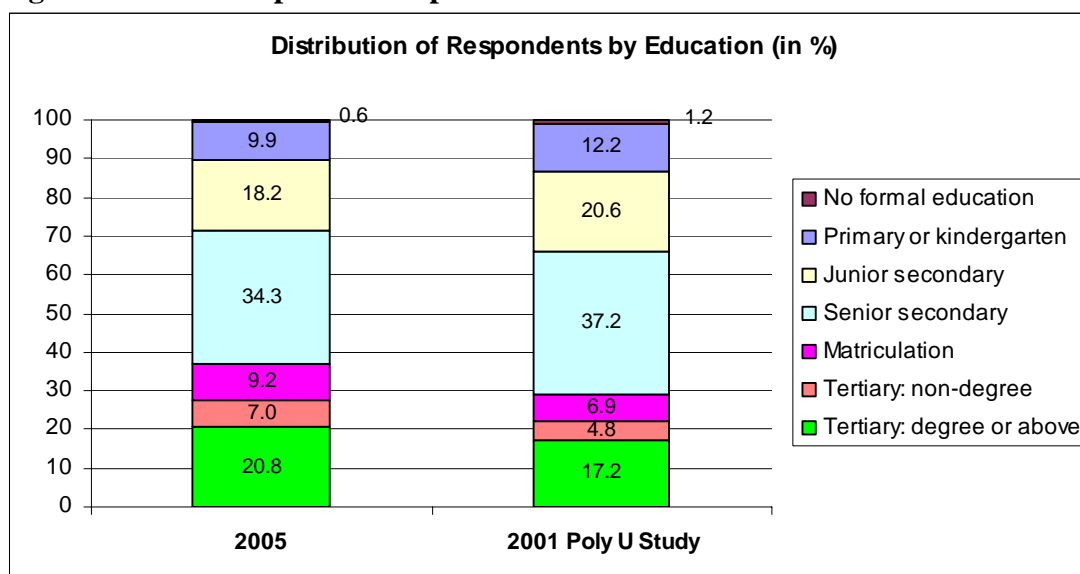
Fig 3.2 Age profile comparison



Base: N=2068 (2005) / N=1969 (2001 Poly U)

The Education profile shows higher levels of education when compared with 2001, reflecting the increase in educational attainment of the general population.

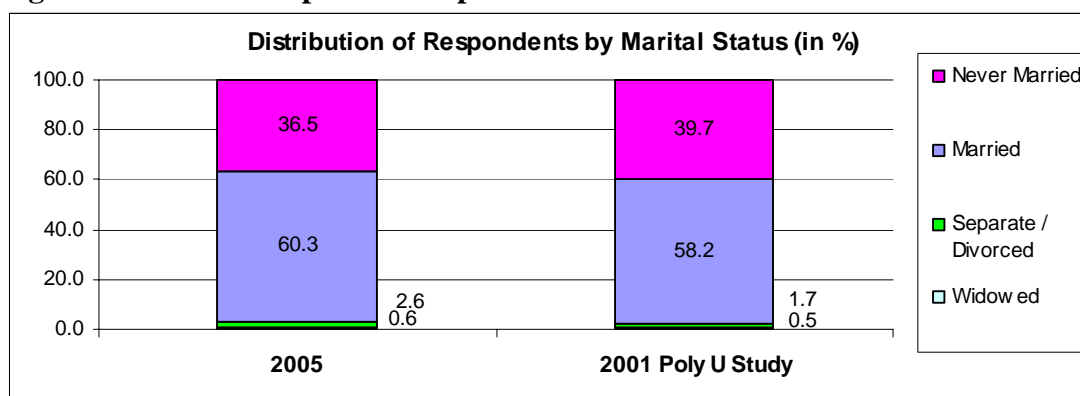
Fig 3.3 Educational profile comparison



Base: N=2087 (2005) / N=1999 (2001 Poly U)

The marital status is similar.

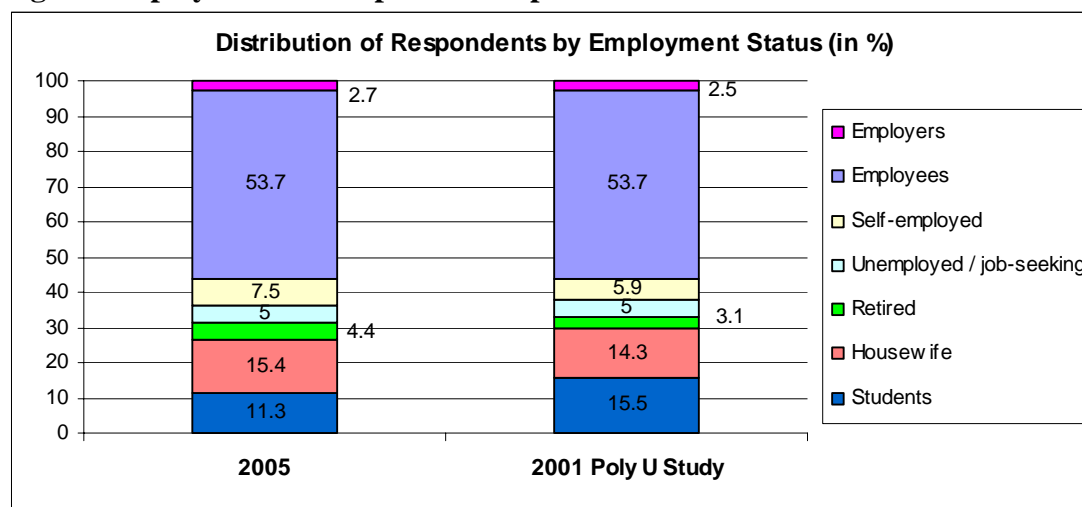
Fig 3.4 Marital status profile comparison



Base: N=2084 (2005) / N=1997 (2001 Poly U)

The employment status is similar across the two surveys.

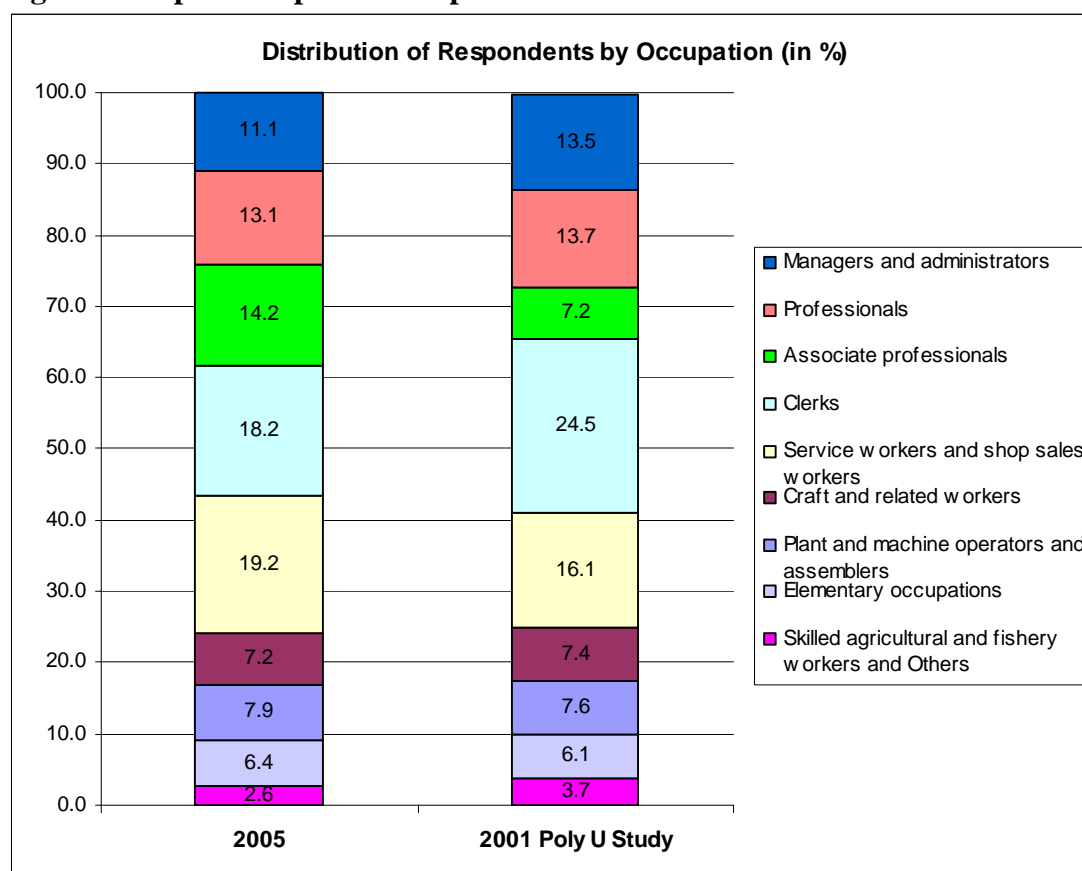
Fig 3.5 Employment status profile comparison



Base: N=2090 (2005) / N=1989 (2001 Poly U)

The biggest change in occupational profile is a decrease in clerks and an increase in service workers, reflecting the changing economy.

Fig 3.6 Occupational profile comparison

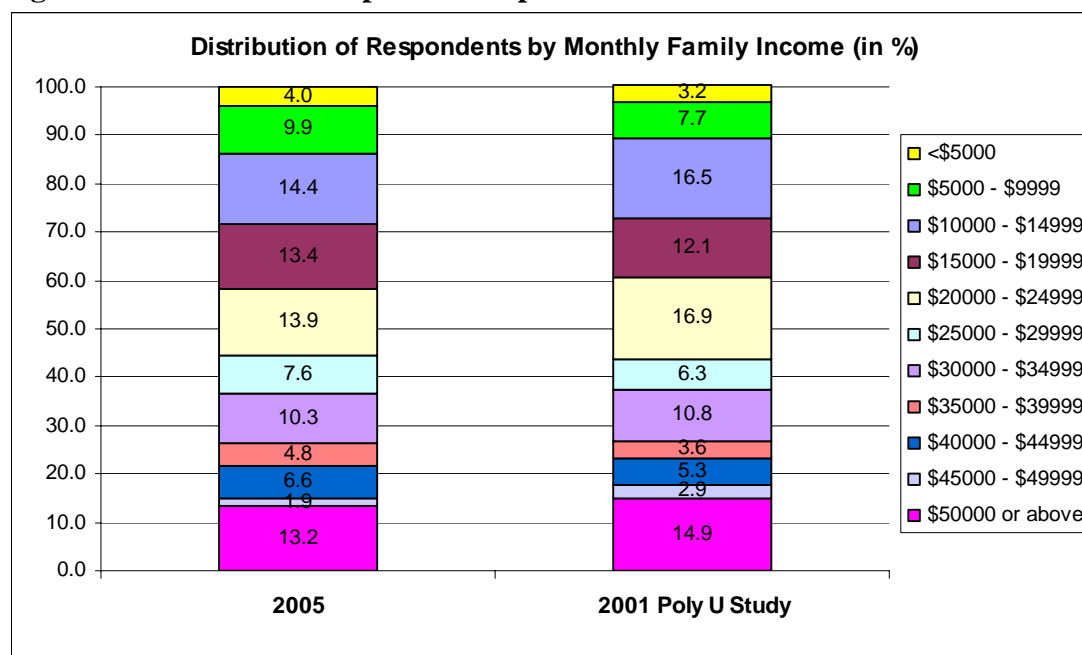


Base: N=1318 (2005) / N=1204 (2001 Poly U)

Fig 3.7 Personal income profile comparison



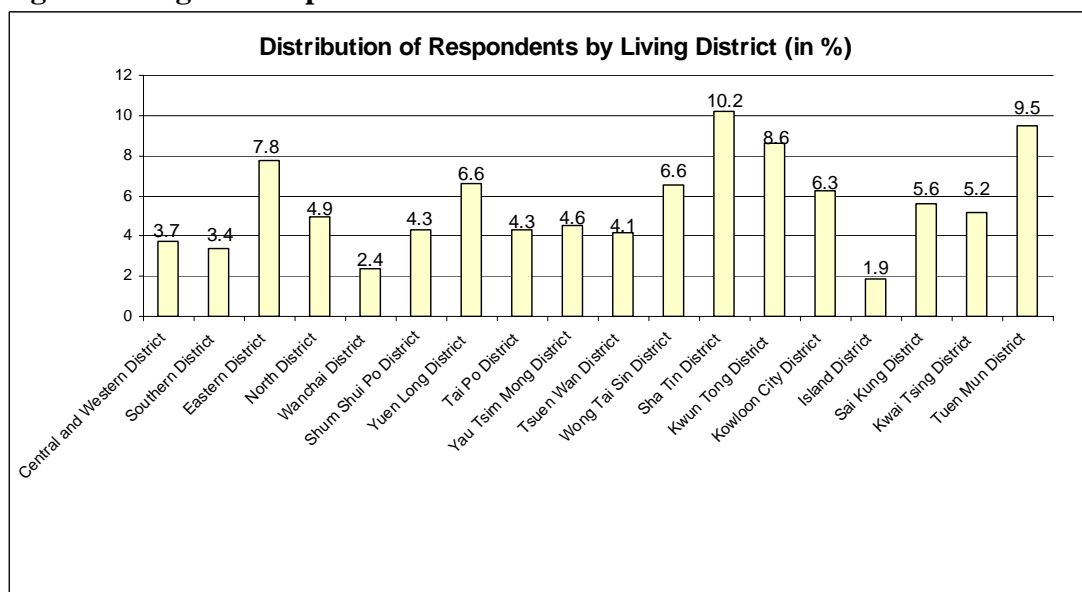
Fig 3.8 Household income profile comparison



Base: N=1683 (2005) / N=1501 (2001 Poly U)

The 2001 study did not provide a district profile, so there is no comparison provided.

Fig 3.9 Living district profile



Base: N=2071 (2005)

3.2 Participation in Gambling

The table below shows the detailed data for participation in the last week, last year, ever, never and forgotten for a wide range of gambling activities for the 2005 survey.

Table 3.1 Participation in different gambling activities (%)

Gambling Activities	Within Last Week	Within Last Year (but not within last week)	Ever (but not within last year)	Never	Forgotten	Total (N)
Mark Six	32.1	36.4	9.1	22.1	0.3	100.0 (2092)
Illegal Mark Six	0.2	0.5	0.0	99.2	0.1	100.0 (2093)
Horse Racing with HKJC	11.6	13.6	10.0	64.5	0.2	100.0 (2093)
Horse Racing with Local Bookmakers	0.1	0.2	0.8	98.8	0.0	100.0 (2093)
Horse Racing with Offshore Bookmakers	0.0	0.1	0.0	99.9	0.0	100.0 (2093)
Horse Racing (Macau)	0.1	0.1	0.9	98.9	0.0	100.0 (2092)
Football Betting with HKJC	6.5	9.8	1.5	82.1	0.1	100.0 (2093)
Football Betting with Local Bookmakers	0.3	0.7	0.5	98.5	0.1	100.0 (2093)
Football Betting with Offshore Bookmakers	0.2	0.2	0.2	99.4	0.0	100.0 (2093)
Other Sporting Events (except football games) with Local Bookmakers	0.1	0.1	0.2	99.5	0.0	100.0 (2093)
Other Sporting Events (except football games) with Offshore Bookmakers	0.0	0.1	0.3	99.6	0.0	100.0 (2093)
Mahjong House	0.2	0.7	1.0	98.1	0.0	100.0 (2093)
Casino Ship	0.2	3.6	9.1	86.9	0.2	100.0 (2093)
Casino (Macau)	0.4	15.4	29.5	54.7	0.0	100.0 (2093)
Online Casino	0.1	0.1	0.3	99.5	0.0	100.0 (2093)
Social Gambling*	9.9	37.4	13.5	38.8	0.3	100.0 (2092)

*Social gambling includes playing mahjong, poker games, etc. with family members, relatives and friends.

For most of the gambling activities, direct comparison between 2001 and 2005 is possible (Table 3.2 & Figure 3.10). Exceptions are that football betting with the Hong Kong Jockey Club (HKJC) was introduced after 2001, and the 2005 study included “sports betting other than football games with local and offshore bookmakers” and dropped “local illegal casinos”, which were already very unpopular in 2001. The key changes are

the drop in participation for horse racing with the HKJC in the last year (down from 30.4% in 2001 to 25.2% in 2005), and the popularity of football betting with the HKJC in the last year (16.3% in 2005). Macau casinos have shown a small increase from 12.1% to 15.8%, which is not surprising given the significant growth and development in the Macau casinos recently. Social gambling remains popular with 47.4% up from 45.9%. Football betting with both local and offshore bookmakers has dropped from 1.6% and 1.3% respectively to 1.0% and 0.4%, indicating that the legal HKJC option has to a certain extent diverted illegal betting back to authorized channels.

Table 3.2 Participation in different gambling activities compared with 2001 study (%)

Gambling Activities over the Last 12 Months	2005 (N=2093)			2001 Poly U Study (N=2004)		
	Last Year	Not Last Year	Forgotten	Last Year	Not Last Year	Forgotten
Mark Six	68.6	31.2	0.3	64.2	35.3	0.4
Illegal Mark Six	0.7	99.3	0.1	0.4	99.6	0.0
Horse Racing with HKJC	25.2	74.6	0.2	30.4	69.6	0.0
Illegal Horse Racing (with Local/ Offshore Bookmakers)	0.4	99.6	0.0	0.5	99.5	0.0
Horse Racing (Macau)	0.2	99.8	0.0	0.9	99.1	0.0
Football Betting with HKJC	16.3	83.6	0.1	No data for comparison		
Football Betting with Local Bookmakers	1.0	98.9	0.1	1.6	98.2	0.1
Football Betting with Offshore Bookmakers	0.4	99.6	0.0	1.3	98.5	0.1
Other Sporting Events (except football games) with Local Bookmakers	0.2	99.8	0.0	No data for comparison		
Other Sporting Events (except football games) with Offshore Bookmakers	0.1	99.9	0.0			
Mahjong House	0.9	99.1	0.0	1.2	98.6	0.2
Casino Ship	3.8	96.0	0.2	4.3	95.6	0.0
Casino (Macau)	15.8	84.2	0.0	12.1	87.8	0.1
Online Casino	0.1	99.9	0.0	0.6	99.4	0.0
Casino (Local Illegal)	No data for comparison			0.3	99.6	0.1
Social Gambling	47.4	52.3	0.3	45.9	53.9	0.2

Fig 3.10 Participation rates comparison

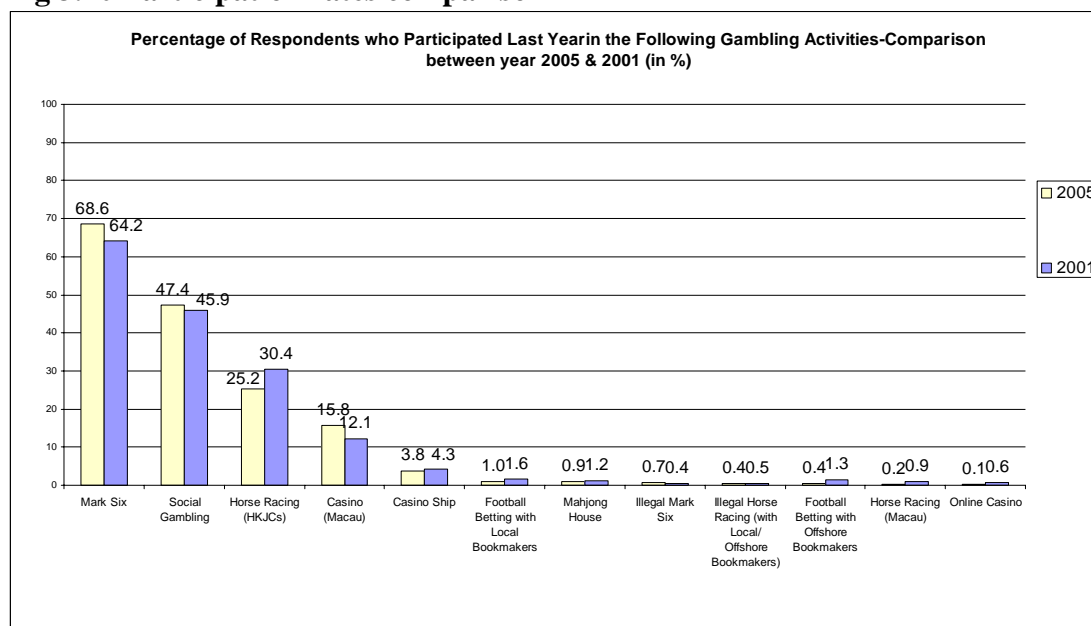
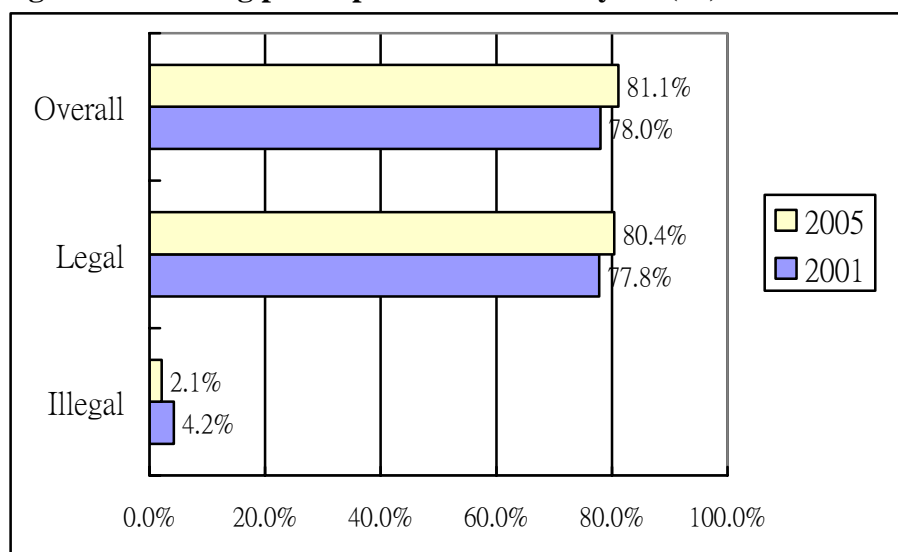


Figure 3.11 shows that overall, 80.4% of respondents had participated in legal gambling in the last year (up from 77.8% in 2001) and only 2.1% had participated in illegal gambling in the last year (down from 4.2% in 2001).

Fig 3.11 Gambling participation within last year (%)

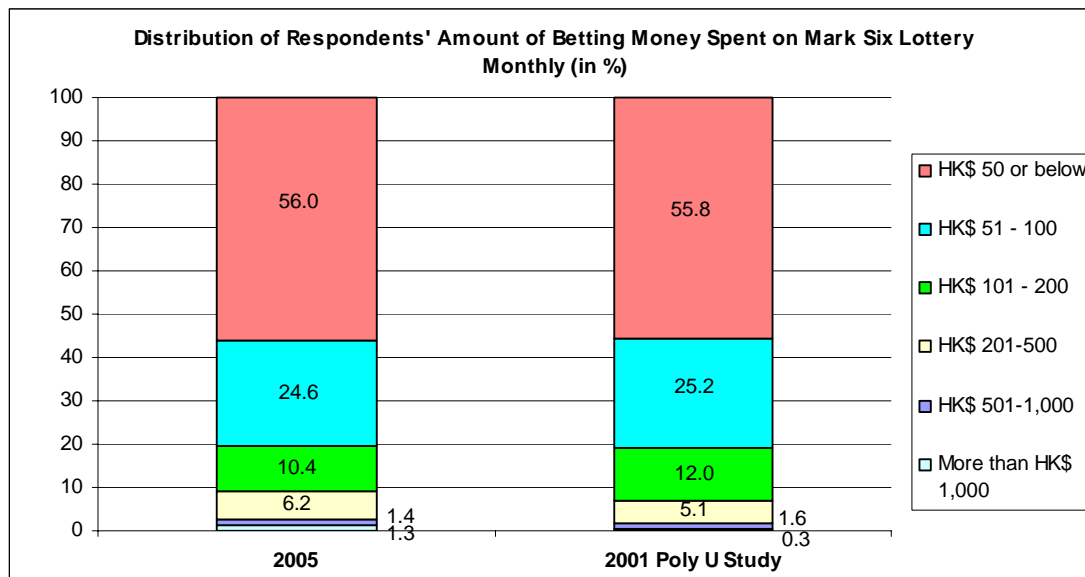


Base: N=2093 (2005) / N=2004 (2001 Poly U)

3.3 Amount Spent on Betting Activities per Month

This section compares the amount bet per month for gambling activities with at least 50 participants amongst the respondents (otherwise the data is of limited reliability). As seen in Figure 3.12, for the Mark 6, most participants continued to bet small amounts with only 2.7% spending more than \$500 per month, up from 1.9% in 2001.

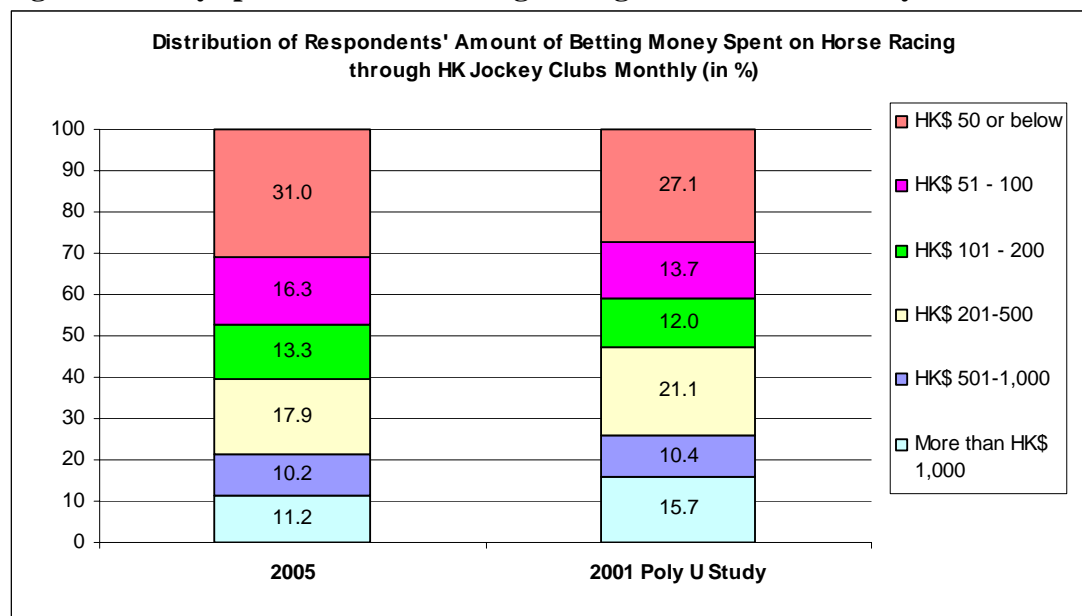
Fig 3.12 Money spent on Mark Six Lottery monthly



Base: N=1352 (2005) / N=1069 (2001 Poly U)

For horse racing, Figure 3.13 shows that the proportion spending more than \$500 per month has dropped from 26.1% in 2001 to 21.4% in 2005, making clear that the HKJC decreased turnover reflects both fewer clients and less money per client.

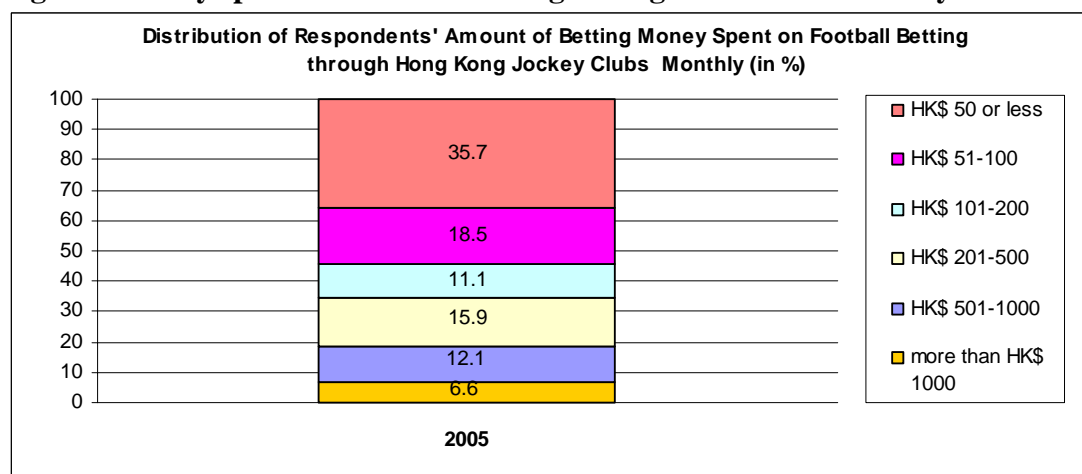
Fig 3.13 Money spent on Horse Racing through the HKJC monthly



Base: N=488 (2005) / N=517 (2001 Poly U)

For football betting with the HKJC, there is no comparable 2001 data, but Figure 3.14 shows that the proportion betting more than \$500 per month is only 18.7%, comparable with the horse racing figures.

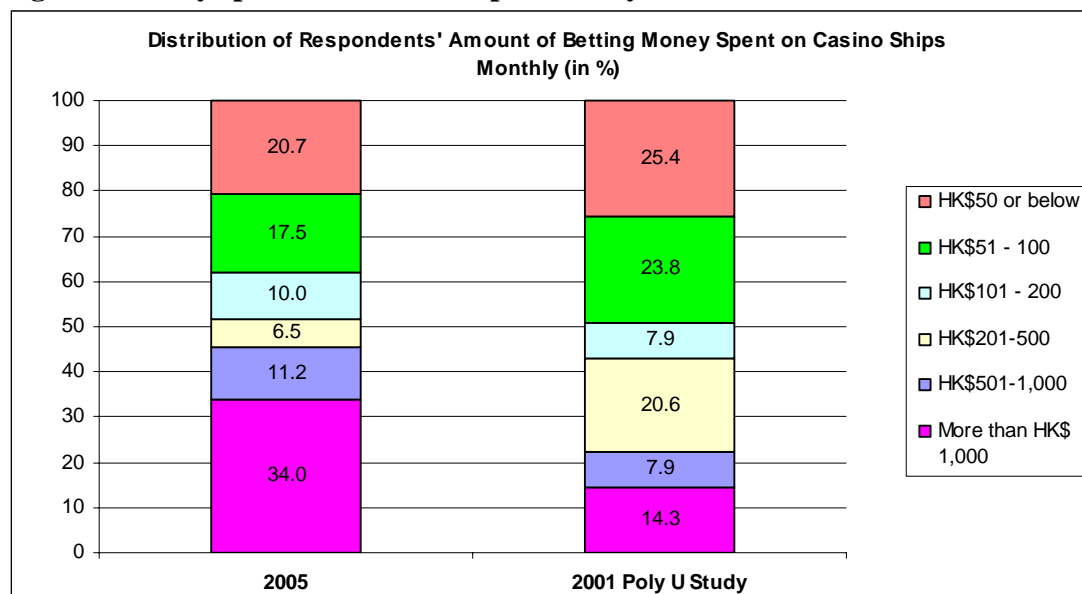
Fig 3.14 Money spent on Football Betting through the HKJC monthly



Base: N=324 (2005)

While the proportion of betting on the casino ship has dropped, Figure 3.15 shows that those who continued to patronize them spent more per month, up from 22.2% spending more than \$500 per month in 2001 to 45.2% in 2005.

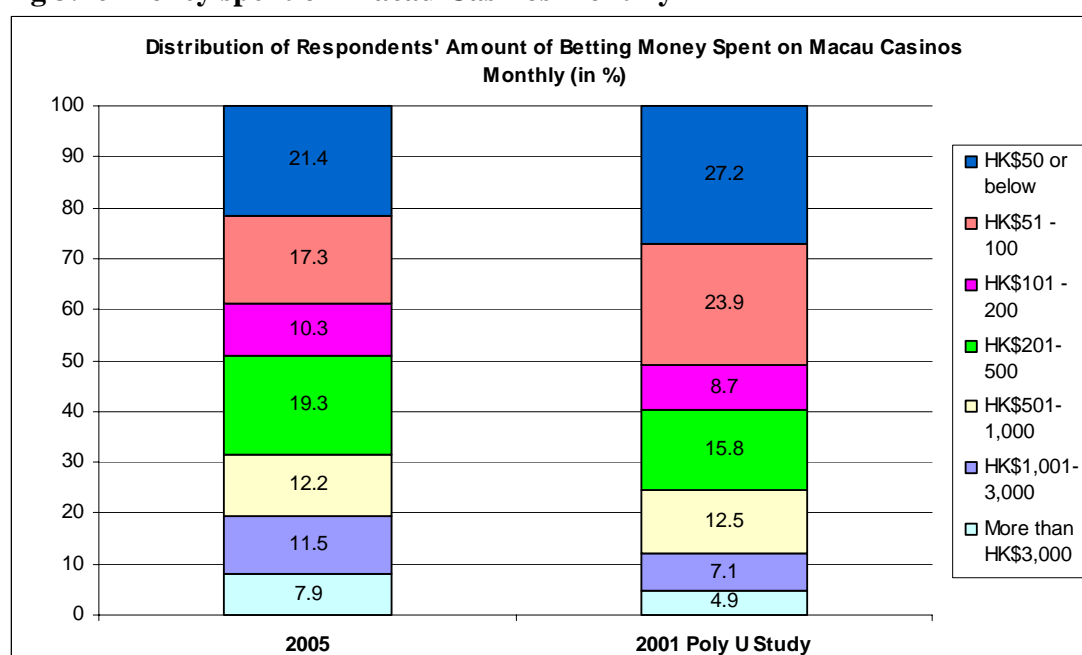
Fig 3.15 Money spent on Casino Ships monthly



Base: N=71 (2005) / N=63 (2001 Poly U)

Although the proportion of visiting the Macau casinos has not increased a lot, the new casino options seem to have stimulated increased spending per month, with Figure 3.16 showing that the proportion of respondents who spent more than \$500 per month increased from 24.5% in 2001 to 31.6% in 2005.

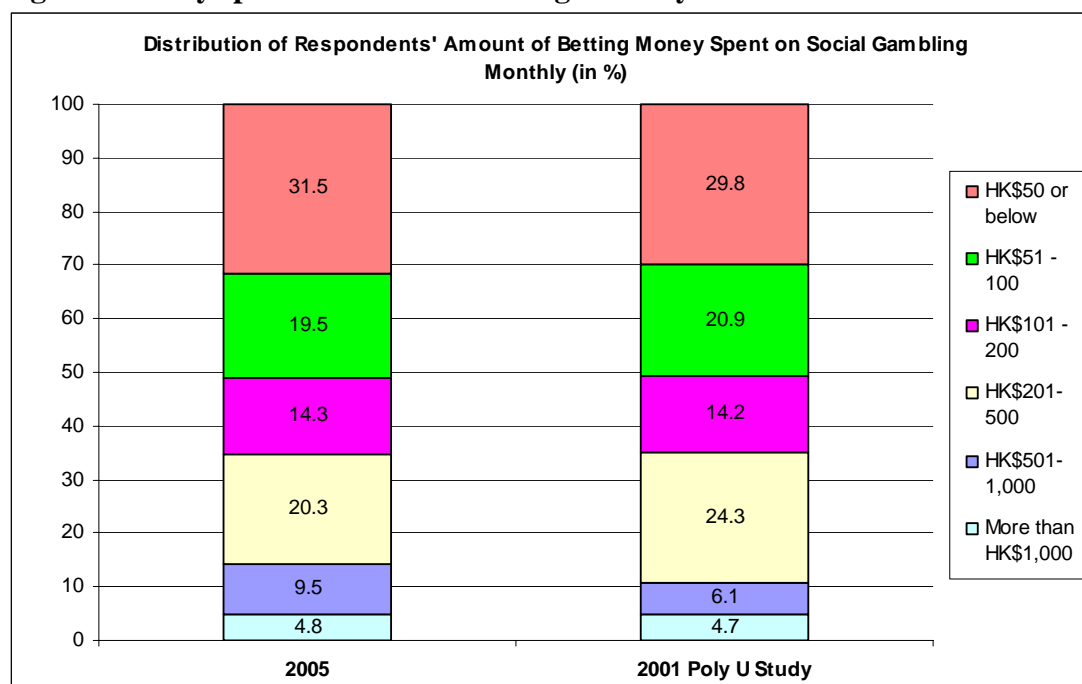
Fig 3.16 Money spent on Macau Casinos monthly



Base: N=301 (2005) / N=184 (2001 Poly U)

While most social gamblers spend small sums, Figure 3.17 shows that there are still 14.3% who spent more than \$500 per month, which is slightly more than that in 2001 (10.8%).

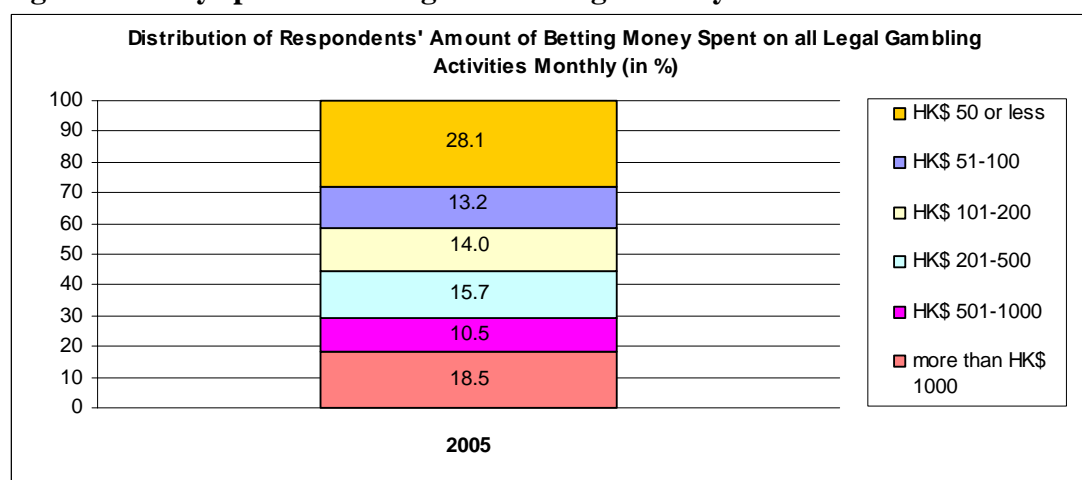
Fig 3.17 Money spent on Social Gambling monthly



Base: N=896 (2005) / N=655 (2001 Poly U)

Figure 3.18 shows that overall, 29.0% of respondents who gambled legally in the past year reported spending a total of at least HK\$500 per month on legal gambling activities, with 18.5% spending more than HK\$1,000 per month.

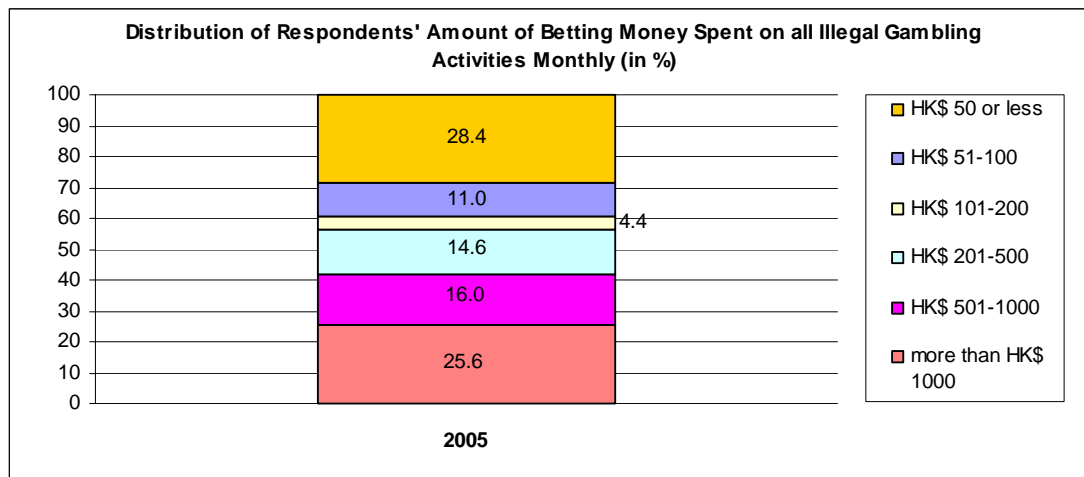
Fig 3.18 Money spent on all Legal Gambling monthly



Base: N=1609 (2005)

Overall, 41.6% of respondents who engaged in some illegal gambling in the past year reported spending a total of at least HK\$500 per month on illegal gambling activities, with 25.6% reporting spending of more than \$1,000 per month, as seen in Figure 3.19, however this is based on the results of only 41 respondents.

Fig 3.19 Money spent on all Illegal Gambling monthly

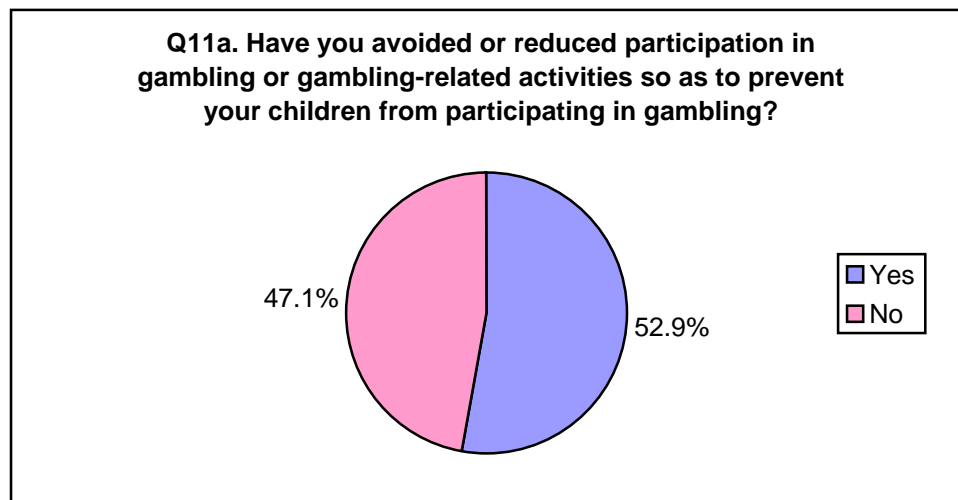


Base: N=41 (2005)

3.4 Gambling Risk

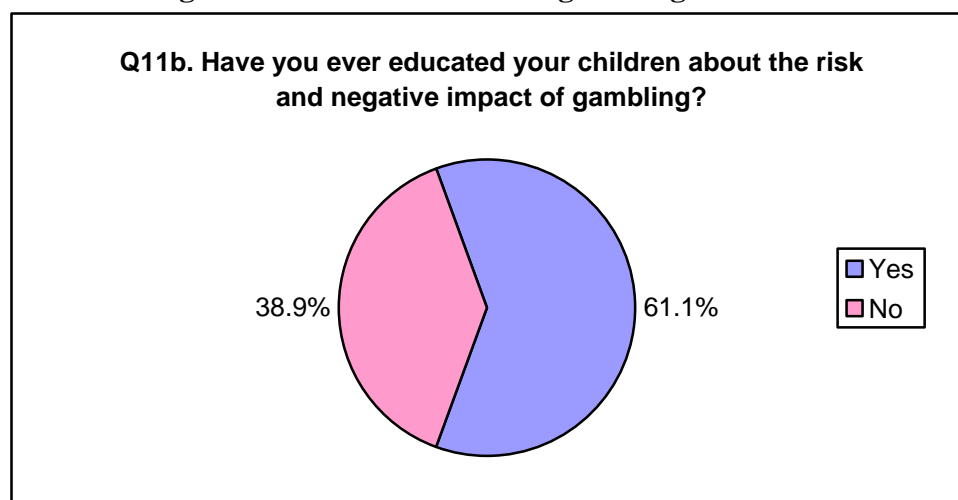
When parents who gambled were asked if they had considered avoiding or reducing participation in gambling or gambling-related activities so as to prevent their children from participating, slightly more than half (52.9%) responded in the affirmative (Figure 3.20). Around three fifths (61.1%) of respondents who had children claimed that they had educated their children about the risk and negative impact of gambling (Figure 3.21).

Fig 3.20 Reducing gambling to prevent children from participating



Base: N=1188 (2005)

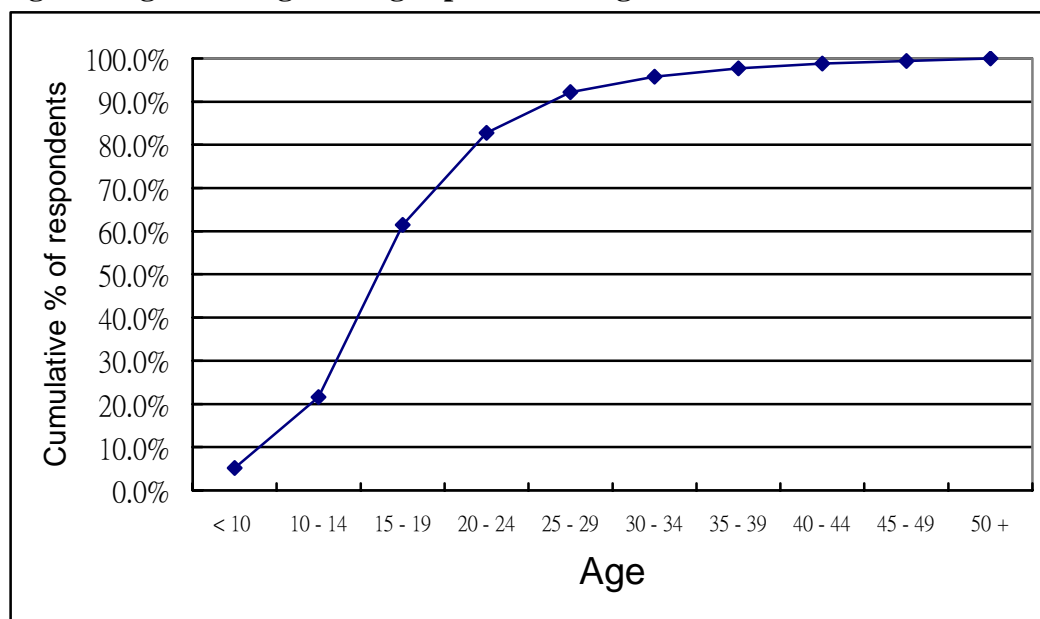
Fig 3.21 Educating children about the risk of gambling



Base: N=1328 (2005)

Amongst those who have ever gambled, the median age of first betting amongst the general public is between 15 and 19 years of age (Figure 3.22).

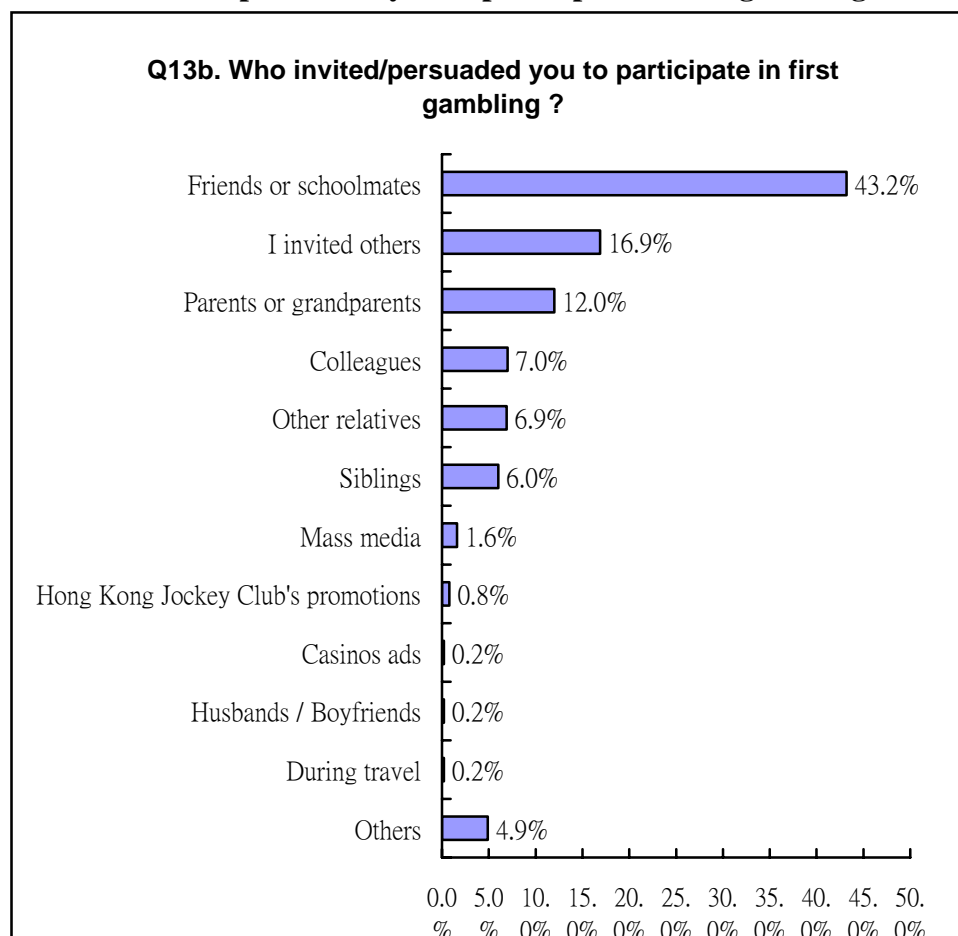
Fig 3.22 Age of first gambling experience for gamblers



Base: N=1679 (2005)

Nearly half (43.2%) of those who had ever gambled reported that friends or schoolmates invited or persuaded them to participate in first gambling.

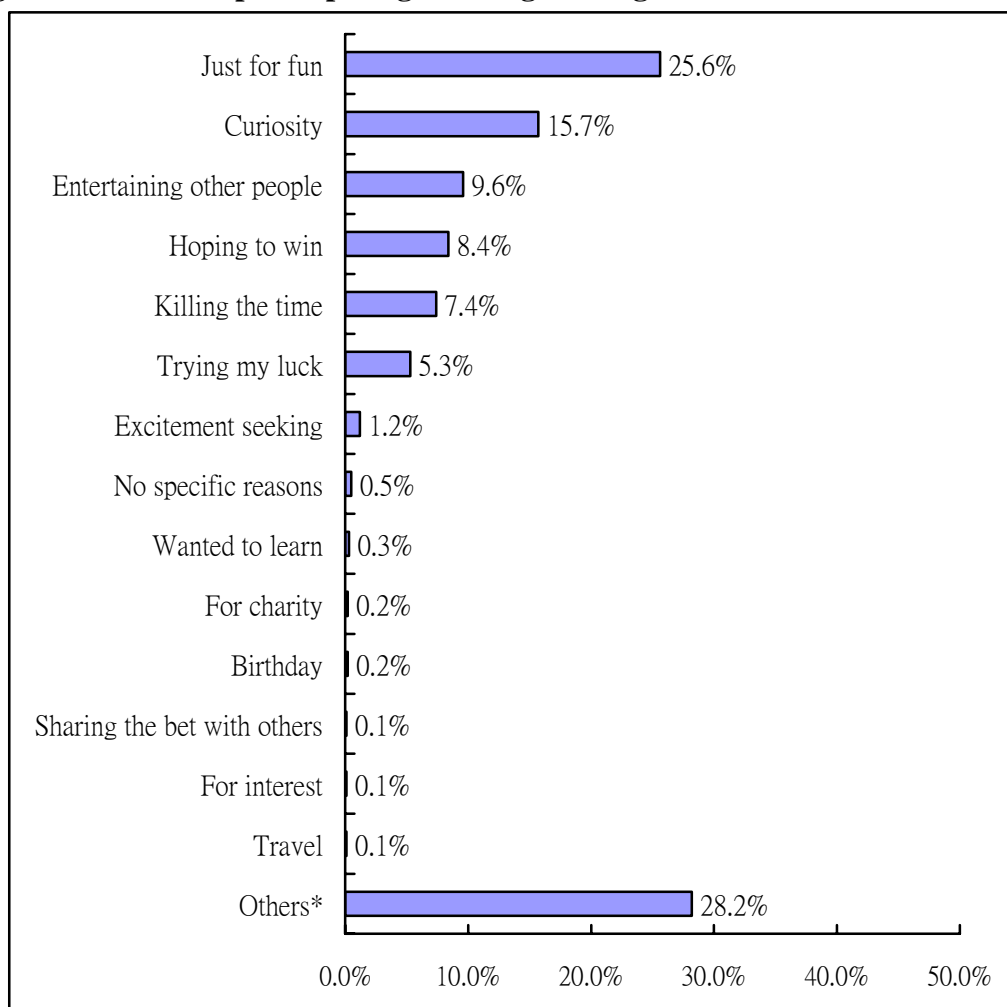
Fig. 3.23 Who invited/persuaded you to participate in first gambling



Base: N=1720 (2005)

The most popular reasons given for participating in first gambling were “just for fun” (25.6%), “curiosity” (15.7%) and “entertaining other people” (9.6%).

Fig 3.24 Reason for participating in first gambling

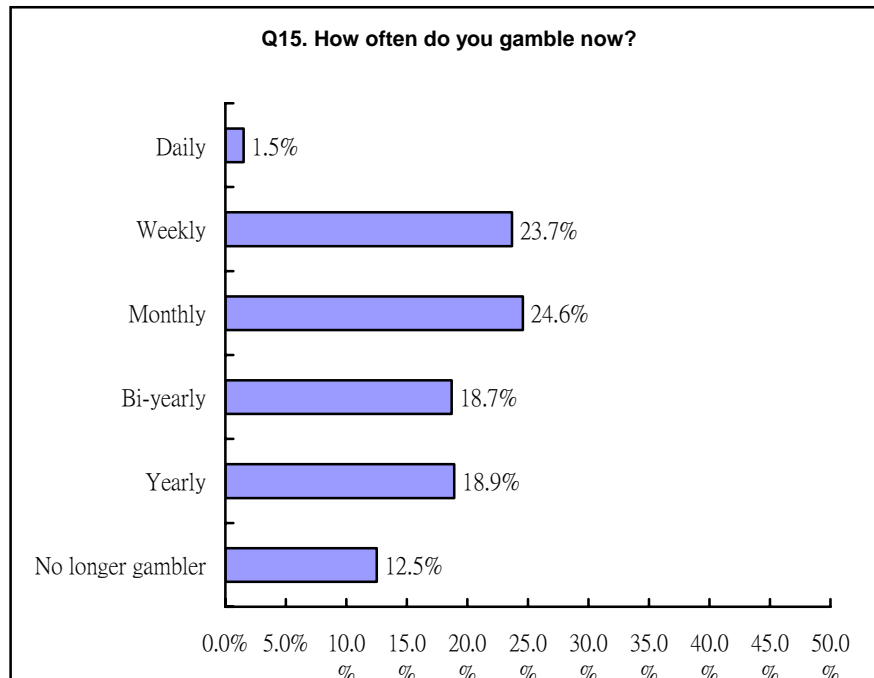


Base: N=1863 (2005)

*** Note: Each response given by only 1 – 2 respondents**

The current frequency of gambling varies widely, with roughly equal numbers reporting monthly (24.6%), weekly (23.7%), yearly (18.9%) and bi-yearly (18.7%), with 12.5% claiming that they are no longer gamblers and 1.5% reporting daily gambling.

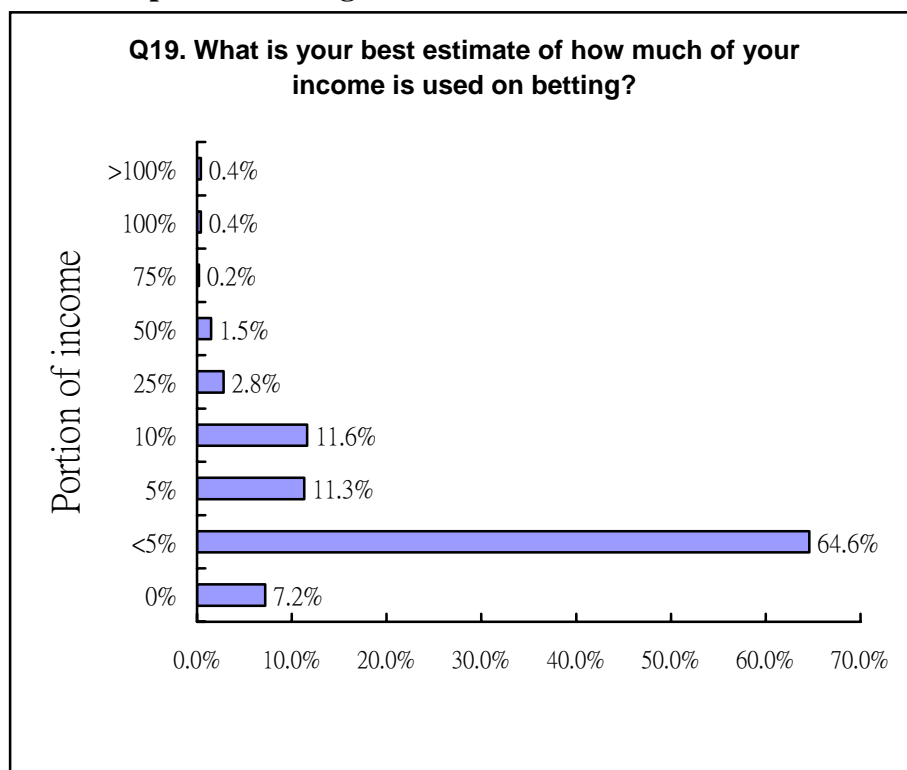
Fig 3.25 Frequency of gambling



Base: N=1806 (2005)

Figure 3.26 shows that 5.3% of current gamblers reported spending more than 10% of their income on betting, which is quite consistent with other assessments for the proportion of problem gamblers.

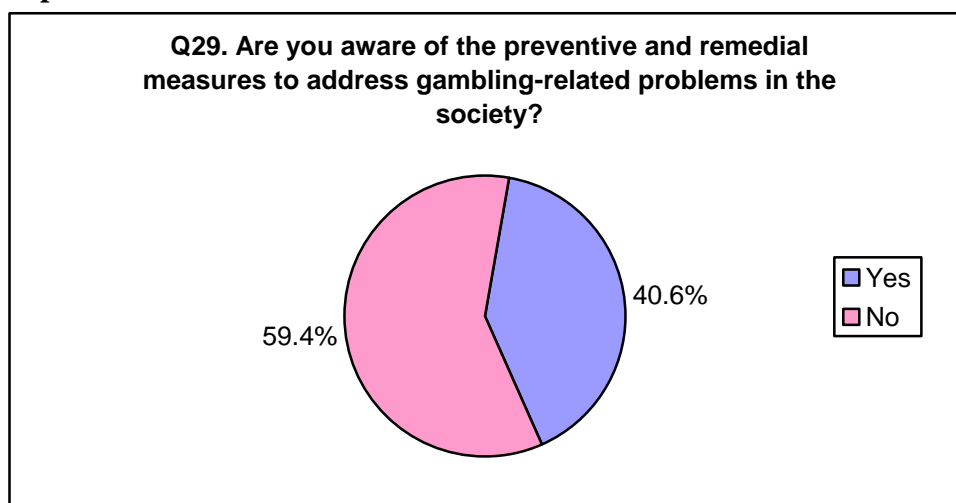
Fig 3.26 Income spent on betting



Base: N=1543 (2005)

Awareness of the current preventive and remedial measures is quite low, with well under a half (40.6%) of respondents reporting awareness.

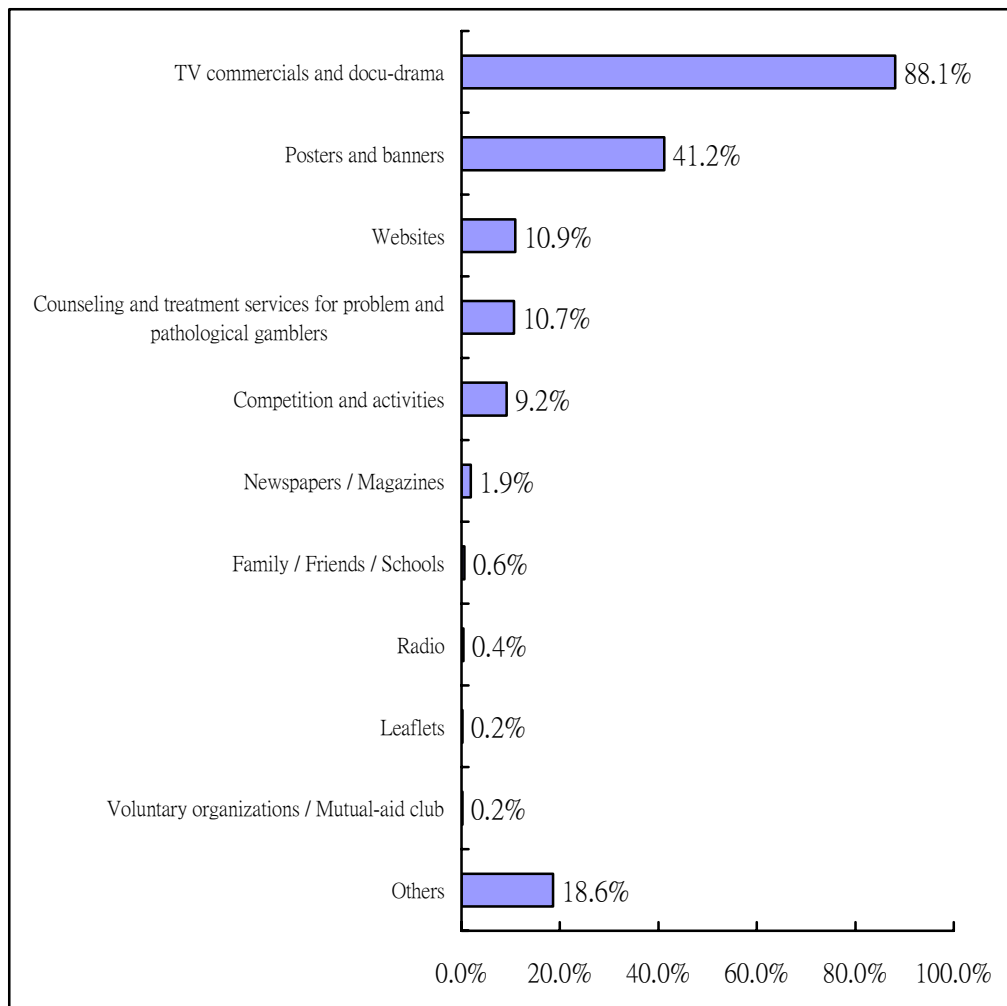
Fig 3.27 Awareness of the preventive and remedial measures to address gambling related problems



Base: N=2093 (2005)

Amongst those who are aware of these measures, the measure with highest awareness by far is TV commercials and docu-dramas (88.1%), followed by posters and banners (41.2%), with only 10.7% of them knowing of counseling and treatment services.

Fig 3.28 Type of measures



Base: N=849 (2005)

3.5 Demographic trends in participation rates

There are some general trends in participation and some that are specific to certain types of gambling.

For Mark 6, horse racing with the HKJC, football betting and Macau casinos: males, blue collar workers and those with household income between \$25,000 and \$40,000 are generally more likely to participate in all these forms of gambling.

Mark 6 is also more common in those with junior secondary education level or below, the self-employed, those aged between 35 and 50 years, married and those with personal incomes of \$25,000 to \$40,000.

Horse racing with the HKJC is also more common in those with junior secondary education level or below, the self-employed, aged 35 and above, married and personal incomes of \$10,000 to \$25,000 per month.

Football betting is also more popular with the unmarried, those aged 18-34, employers, and those with personal incomes of \$10,000 to \$25,000.

Macau casinos are also more popular with those who are aged over 18, employers and personal incomes of \$10,000 to \$25,000.

Social gambling is generally popular, particularly amongst men, those aged 18-49, matriculation and tertiary non-degree education and household incomes of at least \$10,000, occupations other than elementary or professional, and those currently working.

3.6 Problem Gambling based on DSM-IV Diagnostic Criteria on Pathological Gambling

Comparison of the number of criteria exhibited in 2001 and 2005 amongst those who exhibited any symptoms of gambling and amongst those who gambled at all during the past year shows a small increase in the proportion of people falling within Level 3 DSM-IV* (pathological gamblers) from 10.1% in 2001 to 11.4% in 2005 amongst those with symptoms, from 2.4% to 2.7% amongst all gamblers and from 1.8% to 2.2% amongst all respondents. There is a corresponding drop in the proportion of people with Level 2 DSM-IV (problem gamblers) from 22.0% to 16.1% amongst those with symptoms, from 5.2% to 3.8% amongst all gamblers and from 4.0% to 3.1% amongst all respondents. Hence the proportions of those within Level 3 or 4 are quite stable among all respondents, with a minor drop in overall percentage from 5.8% to 5.3%.

Table 3.3 Exhibition of DSM-IV Diagnostic Criteria in 2005 as compared with 2001

No. of Criteria Exhibited	2005			2001 Poly U Study		
	% among those who exhibited any symptoms (N=397)	% among all gamblers in the past year (N=1698)	% among all respondents (N=2093)	% among those who exhibited any symptoms (N=368)	% among all gamblers in the past year (N=1563)	% among all respondents (N=2004)
10	0.8	0.2	0.2	0.0	0.0	0.0
9	0.3	0.1	0.1	0.5	0.1	0.1
8	0.0	0.0	0.0	1.1	0.3	0.2
7	1.5	0.3	0.3	0.8	0.2	0.1
6	3.1	0.7	0.6	2.7	0.6	0.5
5	5.7	1.3	1.1	4.9	1.2	0.9
Subtotal (Level 3)	11.4	2.7	2.2	10.1	2.4	1.8
4	5.6	1.3	1.1	9.0	2.1	1.6
3	10.5	2.5	2.0	13.0	3.1	2.4
Subtotal (Level 2)	16.1	3.8	3.1	22.0	5.2	4.0
2	20.3	4.7	3.8	21.7	5.1	4.0
1	52.2	12.2	9.9	46.2	10.9	8.5
Subtotal (Level 1)	72.5	16.9	13.7	67.9	16.0	12.5
Total	100.0	23.4	19.0	100.0	23.5	18.4

*Note:

DSM-IV (Diagnostics and Statistical Manual of Mental Disorder, the American Psychiatric Association) is a clinical tool for assessing the three dimensions of pathological gambling, damage or disruption, loss of control and dependence. It comprises 10 diagnostic criteria on a self-reporting basis on gamblers' feelings, emotions and behaviours relating to the three dimensions.

If the respondents did not gamble in the past year, the DSM-IV score is set to zero, to be consistent with the 2001 methodology.

Level 1 – Social / recreational gambling with no obvious harmful consequences (with one or two diagnostic criteria)

Level 2 – Synonymous with problem gambling (with three or four diagnostic criteria)

Level 3 – Pathological gambling (with five or more diagnostic criteria)

3.7 Profile of Pathological Gamblers diagnosed by DSM-IV

This table shows a number of differences in profile between 2001 and 2005. Fewer pathological gamblers bet on horse racing with the HKJC (down from 81.1% in 2001 to 66.5% in 2005) and fewer bet on casino ships (down from 24.3% to 8.0%), fewer bet illegally on horse races (down from 13.5% to 0.0%) while 64.4% bet on football betting with the HKJC, which was not an option in 2001.

Table 3.4 Distribution of the pathological gamblers participated in different gambling activities (%)

Gambling Activities	2005			2001 Poly U Study		
	Last Year	Not within Last Year	Total (N)	Last Year	Not within Last Year	Total (N)
Mark Six	85.7	14.3	100.0 (45)	81.1	18.9	100.0 (37)
Illegal Mark Six	2.2	97.8	100.0 (45)	2.7	97.3	100.0 (37)
Horse Racing (HKJCs)	66.5	33.5	100.0 (45)	81.1	18.9	100.0 (37)
Illegal Horse Racing (with Local/ Offshore Bookmakers / Macau)	0.0	100.0	100.0 (45)	13.5	86.5	100.0 (37)
Football Betting (HKJCs)	64.4	35.6	100.0 (45)	No data for comparison		
Illegal Football Betting (with Local/ Offshore Bookmakers)	9.3	90.7	100.0 (45)	13.5	86.5	100.0 (37)
Other Sporting Events (except football games) with Local/ Offshore Bookmakers	0.0	100.0	100.0 (45)	No data for comparison		
Mahjong House	10.6	89.4	100.0 (45)	10.8	89.2	100.0 (37)
Casino Ship	8.0	92.0	100.0 (45)	24.3	75.7	100.0 (37)
Casino (Macau)	36.0	64.0	100.0 (45)	43.2	56.8	100.0 (37)
Online Casino	0.0	100.0	100.0 (45)	0.0	100.0	100.0 (37)
Casino (Local Illegal)	No data for comparison			0.0	100.0	100.0 (37)
Social Gambling	66.9	33.1	100.0 (45)	70.3	29.7	100.0 (37)
Dog Racing in Macau	5.2	94.8	100.0 (45)	No data for comparison		
Roulette	6.5	93.5	100.0 (45)			
Card 13	16.0	84.0	100.0 (45)			
Blackjack	23.6	76.4	100.0 (45)			
Bridge games	4.5	95.5	100.0 (45)			

Slots	18.8	81.2	100.0 (45)
Pai Kao	2.6	97.4	100.0 (45)
Cussec	27.3	72.7	100.0 (45)
Fantan	11.8	88.2	100.0 (45)
Tossing Coins	2.4	97.6	100.0 (45)
Zihua	.0	100.0	100.0 (45)

3.8 Profile of Types of Problem Gambling for Pathological Gamblers diagnosed by DSM-IV

The 2001 and 2005 data look very similar when focusing on the activities which cause problems, with football betting appearing less serious than horse racing, social gambling and Macau casinos (20.6% against 49.5%, 31.7% and 23.0% for 2005).

Table 3.5 Distribution of the pathological gamblers among various forms of gambling through which they experienced their problems (%)

Gambling Activities	2005			2001 Poly U Study		
	Percentage (%)	Frequency	N	Percentage (%)	Frequency	N
Mark Six	7.0	3	45	5.4	2	37
Illegal Mark Six	0.0	0	45	0.0	0	37
Horse Racing (HKJCs)	49.5	22	45	48.6	18	37
Illegal Horse Racing (with Local/ Offshore Bookmakers)	0.0	0	45	0.0	0	37
Horse Racing (Macau)	3.2	1	45	2.7	1	37
Football Betting (HKJCs)	20.6	9	45	No data for comparison		
Football Betting with Local Bookmakers	2.4	1	45	0.0	0	37
Football Betting with Offshore Bookmakers	0.0	0	45	2.7	1	37
Other Sporting Events (except football games) with Local/ Offshore Bookmakers	0.0	0	45	No data for comparison		
Mahjong House	5.1	2	45	10.8	4	37
Casino Ship	3.3	2	45	5.4	2	37
Casino (Macau)	23.0	10	45	18.9	7	37
Online Casino	0.0	0	45	0.0	0	37
Casino (Local Illegal)	No data for comparison			0.0	0	37
Social Gambling	31.7	14	45	27.0	10	37
Others	4.3	2	45	2.7	1	37

3.9 Profile of Pathological Gamblers as diagnosed using Leung's Gambler Predictive Screening Tool

Using Leung's Gambler Predictive Screening Tool⁵, prevalence of pathological gamblers⁶ is 1.1% while prevalence of problem gamblers is 3.2%. All the pathological gamblers participated in Mark Six and football betting with the HKJC and at least 85% participated in horse racing with the HKJC, Macau casinos and cussec.

Table 3.6 Distribution of the pathological gamblers participated in different gambling activities

Gambling Activities	2005		
	Last Year %	Not within Last Year %	Total % (N)
Mark Six	100.0	0.0	100.0 (24)
Illegal Mark Six	14.5	85.5	100.0 (24)
Horse Racing with HKJC	95.1	4.9	100.0 (24)
Illegal Horse Racing (with Local/ Offshore Bookmakers)	16.5	83.5	100.0 (24)
Horse Racing (Macau)	10.4	89.6	100.0 (24)
Football Betting (HKJCs)	100.0	0.0	100.0 (24)
Football Betting with Local / Offshore Bookmakers	29.2	70.8	100.0 (24)
Other Sporting Events (except football games) with Local Bookmakers	5.2	94.8	100.0 (24)
Other Sporting Events (except football games) with Offshore Bookmakers	0.0	100.0	100.0 (24)
Mahjong House	11.5	88.5	100.0 (24)
Casino Ship	39.7	60.3	100.0 (24)
Casino (Macau)	85.9	14.1	100.0 (24)
Online Casino	0.0	100.0	100.0 (24)
Social Gambling	80.0	20.0	100.0 (24)
Dog Racing in Macau	14.9	85.1	100.0 (24)
Roulette	41.2	58.8	100.0 (24)
Card 13	47.6	52.4	100.0 (24)
Blackjack	63.3	36.7	100.0 (24)
Bridge games	5.2	94.8	100.0 (24)
Slots	64.1	35.9	100.0 (24)
Pai Kao	24.8	75.2	100.0 (24)
Cussec	89.4	10.6	100.0 (24)
Fantan	45.6	54.4	100.0 (24)
Tossing Coins	9.6	90.4	100.0 (24)
Zihua	9.6	90.4	100.0 (24)

⁵ Leung's Gambler Predictive Screening Tool is a Chinese screening tool for identifying people with/without gambling problems through their past and current gambling behaviour. It has a psychological theoretical base and is based on people's participation in gambling activities and gambling experience. The tool categorized gamblers into 4 categories: social gamblers, regular gamblers, transitional gamblers and problem gamblers. In this study, CGS calculation was adopted to obtain the classification based on: gambling venues, gambling experience, gambling frequency, time and amount spent on gambling, participation in casino gambling, preferred gambling activities and gambling debt.

⁶ Problem gamblers and pathological gamblers are used here for comparison reason with the DSM-IV. In fact, the 3rd and 4th groups in Leung's Gambler Predictive Screening Tool are referred to as "transitional gamblers" and "problem gamblers".

3.10 Profile of Types of Problem Gambling for Pathological Gamblers as diagnosed using Leung's Gambler Predictive Screening Tool

When we look at the particular types of gambling that caused problems for pathological gamblers, the picture is more diverse, with social gambling, horse racing with the HKJC, and Macau casinos as the most prevalent types of gambling that caused problems (all with at least 37%), followed by football betting with the HKJC (28.0%).

Table 3.7 Distribution of the pathological gamblers and form of gambling through which they experienced their problems (%)

Gambling Activities	2005		
	Percentage (%)	Frequency	N*
Mark Six	6.7	1	16
Horse Racing with HKJC	38.1	6	16
Illegal Horse Racing (with Local/ Offshore Bookmakers)	0.0	0	16
Horse Racing (Macau)	9.1	1	16
Football Betting with HKJC	28.0	4	16
Football Betting with Local Bookmakers	0.0	0	16
Football Betting with Offshore Bookmakers	0.0	0	16
Other Sporting Events (except football games) with Local/ Offshore Bookmakers	0.0	0	16
Casino Ship	15.7	2	16
Casino (Macau)	37.1	6	16
Online Casino	0.0	0	16
Social Gambling	38.9	6	16
Pai Kau	9.1	1	16
Others	16.9	3	16

*Note: With 8 people answered "not sure / refused to answer"

3.11 Risk Factors for Problem or Pathological Gamblers identified using Logistic Regression

In order to derive results that are comparable with the 2001 study, we have included DSM-IV results, even though DSM-IV is a clinical tool, which is not appropriate for general population screening, which means that it is of little value to try to interpret the factors for DSM-IV, other than for the purpose of tracking changes from 2001 to 2005. Moreover, there is a statistical error in the logistic regression results for DSM-IV found in the 2001 report, which mainly affects the R^2 statistics, so we report adjusted results here in order to provide a more meaningful comparison.

As a general population screening tool has now been developed and validated for the Hong Kong population by Dr Gracemary Leung, we have also attempted to identify risk factors using this tool.

3.12 DSM-IV analysis using the 2001 data

This analysis is based on the 1549 gamblers without missing data. Interestingly, the risk factors are quite similar when using the corrected-analysis, with a Nagelkerke's R^2 of 19%. Horse Racing, Football Betting and Casino participation and Education and Gender are the significant predictive factors for becoming a problem or pathological gambler. Males and those with secondary education or less are at greater risk.

Variables in the Equation

	B	S.E.	Wald	df	Sig.	Exp(B)
Step 1(a)						
Gender(1)	.897	.255	12.369	1	.000	2.451
Education			10.773	2	.005	
Education(1)	1.140	.366	9.705	1	.002	3.126
Education(2)	1.143	.362	9.940	1	.002	3.136
Horse Racing(1)	-1.402	.248	31.871	1	.000	.246
Football Betting(1)	-.767	.372	4.257	1	.039	.464
Casino(1)	-.771	.220	12.320	1	.000	.463
Constant	-2.208	.557	15.684	1	.000	.110

Categorical Coding Variables

Gender (1): Male

Gender (0): Female

Education (1): Form III or below

Education (2): Form IV to VII (including IVE)

Education (0): Post-secondary or above

Horse Racing (1): Never Participated

Horse Racing (0): Had Participated

Football Betting (1): Never Participated

Football Betting (0): Had Participated

Casino (1): Never Participated

Casino (0): Had Participated

3.13 DSM-IV Results using 2005 Data

This analysis is based on the 1347 gamblers without missing data (Nagelkerke R^2 of 24%) and the result is similar to 2001 in terms of the gambling related risk factors (Casino is replaced by Fan Tan and Mahjong House), and education is replaced by family income as a demographic risk factor, with income below \$10,000 per month yielding increased risk.

Variables in the Equation

	B	S.E.	Wald	df	Sig.	Exp(B)
Step 1(a) Gender(1)	.801	.289	7.703	1	.006	2.227
Family monthly income			10.922	3	.012	
Family monthly income(1)	.496	.364	1.861	1	.173	1.642
Family monthly income(2)	-.385	.300	1.644	1	.200	.681
Family monthly income(3)	-.656	.347	3.570	1	.059	.519
Horse Racing(1)	-1.005	.251	16.066	1	.000	.366
Football Betting(1)	-1.433	.247	33.686	1	.000	.239
Mahjong House(1)	-1.989	.621	10.279	1	.001	.137
FanTan(1)	-2.048	.733	7.813	1	.005	.129
Constant	2.448	1.009	5.881	1	.015	11.564

Categorical Coding Variables

Gender (1): Male

Gender (0): Female

Family monthly income (1): Below HK\$10,000

Family monthly income (2): HK\$10,000 to HK\$24,999

Family monthly income (3): HK\$25,000 to HK\$39,999

Family monthly income (0): HK\$40,000 or above

Horse Racing (1): Never Participated / (0): Had Participated

Football Betting (1): Never Participated / (0): Had Participated

Mahjong House (1): Never Participated / (0): Had Participated

Fan Tan (1): Never Participated / (0): Had Participated

3.14 Risk Analysis using Leung's Gambler Predictive Screening Tool on the 2005 Data

The risk analysis using Leung's Gambler Predictive Screening Tool on 1607 cases is much more effective than using DSM-IV, with a Nagelkerke's R^2 of around 64%. The key predictors are a long list of gambling participation variables: horse racing, football betting, Mark Six, Mahjong house, social gambling, dog racing, roulette, cards, slots as well as age (risk increases with age) and gender. Interestingly, marital status also is strongly significant (separated/divorced is higher risk), while neither personal nor family income shows up.

Variables in the Equation

	B	S.E.	Wald	Df	Sig.	Exp(B)
Step 1(a)						
Gender(1)	1.398	.443	9.947	1	.002	4.046
Age	.056	.019	9.230	1	.002	1.058
Marital			12.413	3	.006	
Marital(1)	.022	.426	.003	1	.958	1.023
Marital(2)	2.305	.748	9.489	1	.002	10.022
Marital(3)	-1.216	7.350	.027	1	.869	.297
Mark Six(1)	-1.928	.794	5.900	1	.015	.146
Horse(1)	-2.734	.502	29.640	1	.000	.065
Football(1)	-2.154	.375	33.060	1	.000	.116
Mahjong(1)	-2.328	.814	8.182	1	.004	.098
Social(1)	-1.041	.410	6.458	1	.011	.353
Dog Racing(1)	-2.986	.937	10.160	1	.001	.050
Roulette(1)	-3.105	.733	17.962	1	.000	.045
Card13(1)	-2.119	.462	21.035	1	.000	.120
Blackjack(1)	-1.690	.483	12.216	1	.000	.185
Bridge(1)	-3.810	1.117	11.632	1	.001	.022
Slots(1)	-2.372	.406	34.100	1	.000	.093
Constant	12.972	1.974	43.168	1	.000	430088.798

Categorical Coding Variables

Gender (1): Male

Gender (0): Female

Marital (1): Married

Marital (2): Separate / Divorced

Marital (3): Widowed

Marital (0): Never Married

Mark Six (1): Never Participated / (0): Had Participated

Horse Racing (1): Never Participated / (0): Had Participated

Football Betting (1): Never Participated / (0): Had Participated

Mahjong House (1): Never Participated / (0): Had Participated

Social Gambling (1): Never Participated / (0): Had Participated

Dog Racing (1): Never Participated / (0): Had Participated

Roulette (1): Never Participated / (0): Had Participated

Card 13 (1): Never Participated / (0): Had Participated

Blackjack (1): Never Participated / (0): Had Participated

Bridge (1): Never Participated / (0): Had Participated

Slots (1): Never Participated / (0): Had Participated

Cussec (1): Never Participated / (0): Had Participated

4 Youth Survey

4.1 Gambling Activities Participation by Age

It is not meaningful to compare participation rates of youth without taking into account the age distribution. We therefore report participation rates for two-year cohorts, calculated using the average participation for each of the two year cohorts in each group. The rate for 18-19 year olds provides a useful reference, which indicates the likely legal participation rate for youth, although it is necessary to note that eighteen year olds still in full-time education may be less likely to participate than those who have already joined the workforce. We note that the 2001 survey had no 12 or 19 year olds, but did include some 18 year olds.

Monthly expenditure data is only shown if there is expenditure data from at least 50 respondents, as otherwise the accuracy of the data is in question.

We note that the combined results of secondary schools and VTC from 2005 are not comparable to the 2001 secondary school results, so the results of 2005 secondary schools only are shown for comparison. Comparisons between 2001 and 2005 are also not always possible because of the questions being added only for 2005.

Table 4.1 shows that participation rates in the last year are generally lower in 2005 than in 2001, particularly for social gambling, horse racing and illegal football gambling. The notable exception is the new option of football betting with the HKJC, which seems to have largely replaced football betting with illegal bookmakers. For nearly all options, the increase in participation with age is slow until 18 years old, when there is a large increase, often doubling the rates.

Table 4.1 Participation rates (%)

Types of Gambling (% Last year)		Age				Overall (12 – 19)
		12 – 13	14 – 15	16 – 17	18 – 19	
Mark Six	2005 Youth	5.6	12.1	15.4	37.1	13.8
	2005 School	5.6	12.1	14.6	33.5	15.0
	2001 School	10.0	14.8	23.7	38.0	19.3
Illegal Mark Six	2005 Youth	1.1	0.2	0.7	1.4	0.7
	2005 School	1.1	0.2	0.6	0.9	0.6
	2001 School	1.5	1.2	1.6	0.0	1.3
Horse racing (Hong Kong Jockey Club)	2005 Youth	3.2	4.7	4.6	9.5	4.7
	2005 School	3.2	4.7	3.9	6.4	4.4
	2001 School	2.2	6.7	12.6	18.0	9.2
Horse racing (Illegal)	2005 Youth	0.4	0.6	0.7	1.0	0.6
	2005 School	0.4	0.6	0.6	0.4	0.5
	2001 School	1.1	1.5	2.3	1.3	1.7
Football betting (Hong Kong Jockey Club)	2005 Youth	5.3	5.3	7.3	15.5	7.0
	2005 School	5.3	5.3	6.5	12.9	6.8
	2001 School	No data for comparison				
Football betting (Illegal)	2005 Youth	0.4	0.2	0.4	1.6	0.5
	2005 School	0.4	0.2	0.4	1.3	0.5
	2001 School	1.8	4.6	8.4	4.7	5.7
Other sporting events (except football games) (Illegal)	2005 Youth	2.1	3.3	3.3	4.8	3.1
	2005 School	2.1	3.3	2.8	2.6	2.8
	2001 School	1.5	3.4	5.7	2.0	3.9
Floating casino	2005 Youth	0.7	0.4	0.5	1.5	0.6
	2005 School	0.7	0.4	0.4	1.3	0.6
Online casino	2005 Youth	1.1	2.3	2.1	2.7	1.9
	2005 School	1.1	2.3	2.2	2.1	2.0
	2001 School	1.8	4.6	5.8	2.7	4.6
Social gambling	2005 Youth	15.1	24.3	26.1	31.9	22.9
	2005 School	15.1	24.3	26.2	33.0	24.5
	2001 School	33.2	45.6	55.4	59.3	48.7
Roulette	2005 Youth	1.4	0.4	1.3	1.8	1.1
	2005 School	1.4	0.4	1.3	1.7	1.1
Pai Kau	2005 Youth	0.4	0.4	1.3	0.8	0.7
	2005 School	0.4	0.4	1.3	0.4	0.7
Playing slots	2005 Youth	1.4	2.2	3.0	5.3	2.5
	2005 School	1.4	2.1	3.0	6.0	2.9
Cussec	2005 Youth	5.6	6.8	6.9	6.7	6.5
	2005 School	5.6	6.8	6.9	7.3	6.7
Tossing coin	2005 Youth	3.2	3.1	4.9	2.9	3.5
	2005 School	3.2	3.1	4.9	2.6	3.6
Sample Size (N)	2005 Youth	583	647	486	223	1939
	2005 School	284	514	465	233	1496
	2001 School	271	825	754	150	2000

Table 4.1 Participation rates (%)

Types of Gambling (% Last year)		Age				Overall (12 – 19)
		12 – 13	14 – 15	16 – 17	18 – 19	
All legal	2005 Youth	19.4	30.0	34.7	50.0	30.3
	2005 School	19.4	30.0	34.2	47.6	32.0
	2001 School	35.4	48.7	60.3	69.3	52.9
All illegal	2005 Youth	3.5	5.7	5.6	7.7	5.2
	2005 School	3.5	5.6	5.2	5.6	5.1
	2001 School	3.0	8.5	12.5	7.3	9.2
Overall	2005 Youth	22.2	31.5	36.6	51.6	32.3
	2005 School	22.2	31.5	36.1	49.8	34.0
	2001 School	35.8	49.6	61.8	69.3	53.8
Sample Size (N)	2005 Youth	583	647	486	223	1939
	2005 School	284	514	465	233	1496
	2001 School	271	825	754	150	2000

Table 4.2 shows that the amounts bet seem quite stable across age groups within type of betting.

Table 4.2 Mean monthly expense in the past year (HK\$)

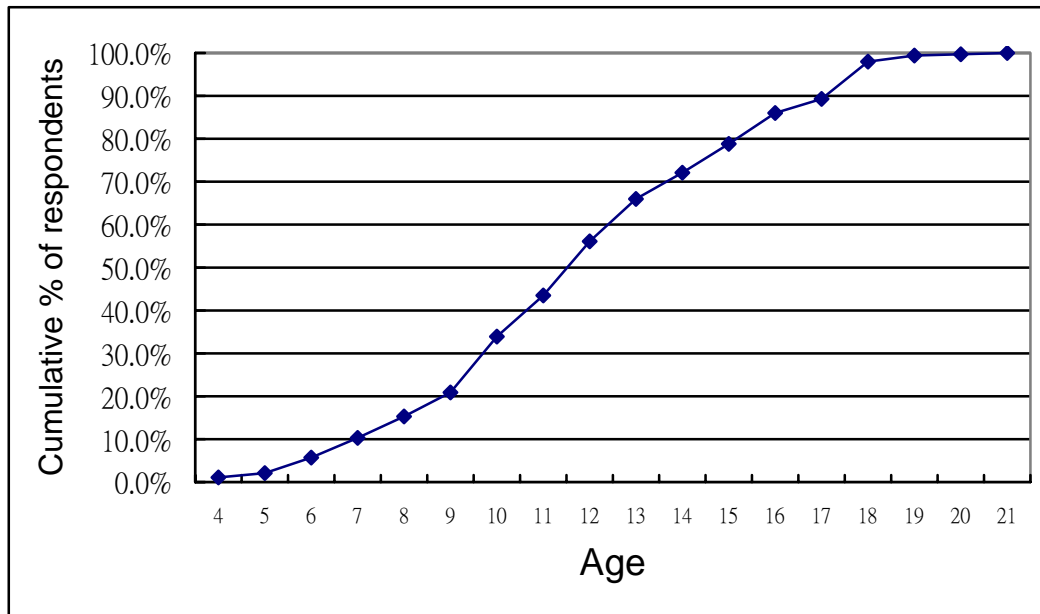
Types of Gambling		Age				Overall
		12 – 13	14 – 15	16 – 17	18 – 19	
Mark Six	2005 Youth	*	*	*	*	40.0 (n=117)
	2005 School	*	*	*	*	36.8 (n=87)
	2001 School	*	33.0 (n=77)	27.0 (n=111)	*	32.9 (n=241)
Horse Racing (Hong Kong Jockey Club)	2005 Youth	-	*	*	*	*
	2005 School	-	*	*	*	*
	2001 School	*	*	152.7 (n=60)	*	160.4 (n=118)
Football Betting (Hong Kong Jockey Club)	2005 Youth	*	*	*	*	*
	2005 School	*	*	*	*	*
	2001 School	No data for comparison				
Football Betting	2005 Youth	*	*	*	*	*
	2005 School	*	*	*	*	*
	2001 School	*	*	*	*	259.9 (n=64)
Social Gambling	2005 Youth	*	98.6 (n=72)	*	*	89.5 (n=171)
	2005 School	*	98.8 (n=57)	*	*	83.4 (n=138)
	2001 School	No data for comparison				
Overall	2005 Youth	*	122.8 (n=97)	92.0 (n=60)	134.6 (n=57)	115.0 (n=275)
	2005 School	*	122.3 (n=77)	85.3 (n=56)	128.5 (n=57)	110.9 (n=215)
	2001 School	*	145.0 (n=101)	186.0 (n=144)	*	169.0 (n=309)

* Less than 50 cases

4.2 Age of First Gambling Experience for Gamblers

Figure 4.1 shows that amongst youth gamblers, many started gambling quite young, with a median age of around 12 years old — suggesting the need to expand gambling education to primary schools.

Fig 4.1 Age of first gambling experience for gamblers

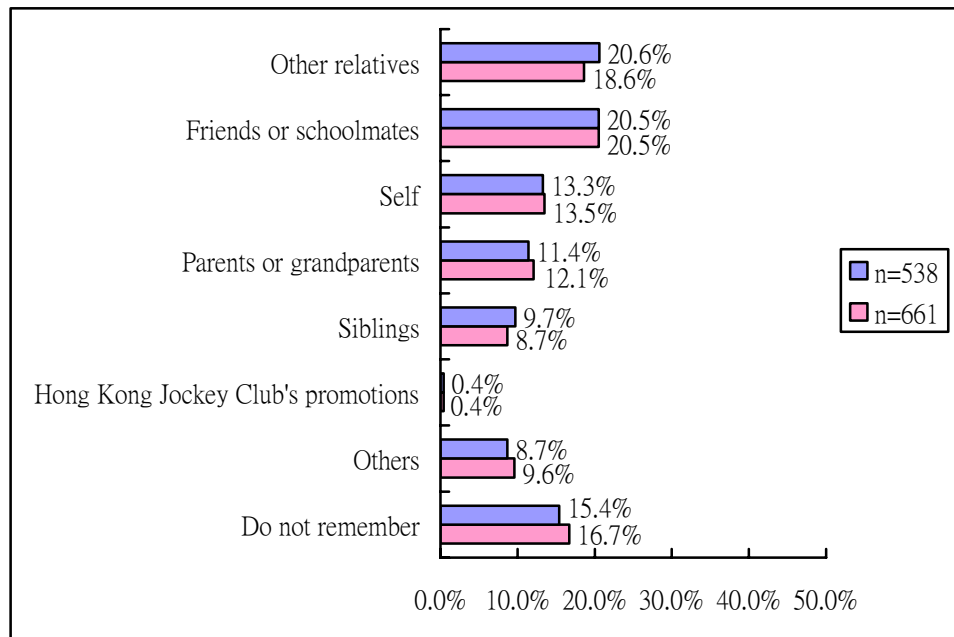


Base: n=329 (2005 Youth)

4.3 Who Invited You to First Participate in Underage Gambling

When asked who invited/persuaded them to start first gambling while under 18, the most common answer was other relatives (20.6%), followed by friends or schoolmates (20.5%), self (13.3%), parents or grandparents (11.4%) and siblings (9.7%).

Fig 4.2 Who invited/persuaded you to participate in first gambling



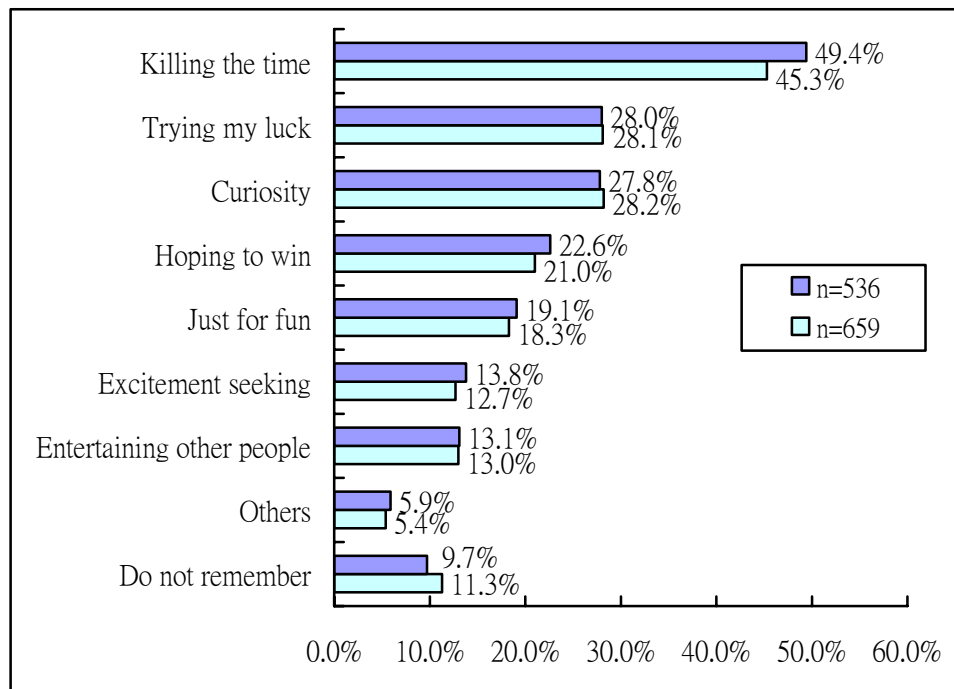
Base: n=538 (Respondents who placed first bet while under 18)

Base: n=661 (Respondents who had gambling experience before)

4.4 Reasons for First Participating in Underage Gambling

When asked for the reasons for participating in their first underage gambling experiences, the most common reason was “killing time” (49.4%), followed by “trying my luck” (28.0%), curiosity (27.8%), “hoping to win” (22.6%) and “just for fun” (19.1%).

Fig 4.3 Reasons for first participating in gambling



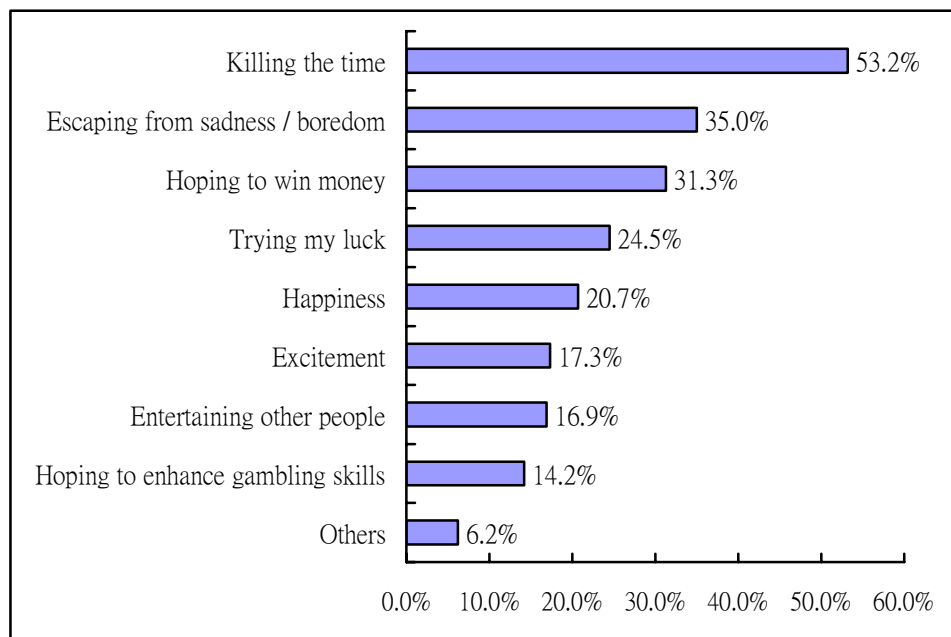
Base: n=536 (Respondents who placed first bet while under 18)

Base: n=659 (Respondents who had gambling experience before)

4.5 Reasons for Continuing to Gamble

When asked for the reasons for continuing to gamble, the most common answer was “killing time” (53.2%), followed by “escape” (35.0%), “hoping to win money” (31.3%), “trying my luck” (24.5%) and happiness (20.7%).

Fig 4.4 Reasons for continuing to gamble

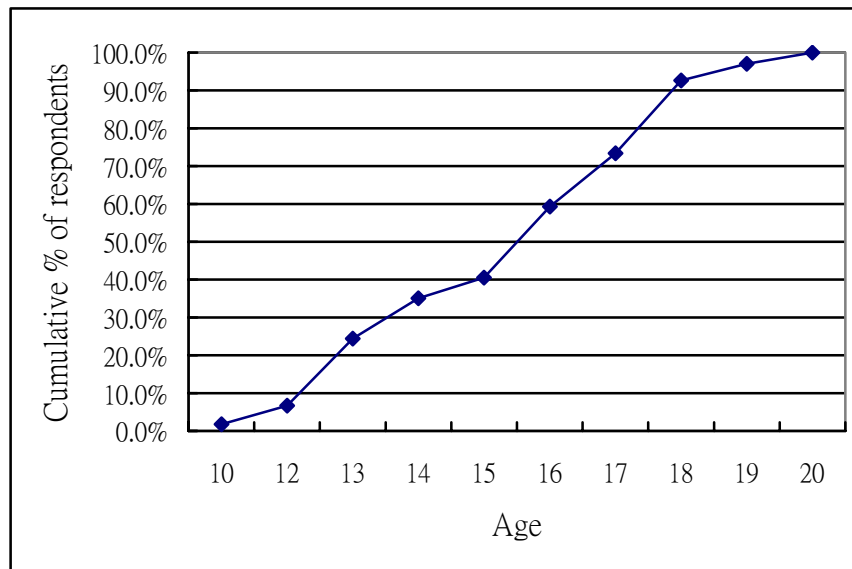


Base: n=565 (2005 Youth)

4.6 Age of First Football Betting Experience for Football Gamblers

When football gamblers were asked how old they were at the time of their first gambling experience, the median age was 16 years old, with nearly 30% only starting gambling when they reached 18 years old.

Fig 4.5 Age of first football betting experience for football gamblers

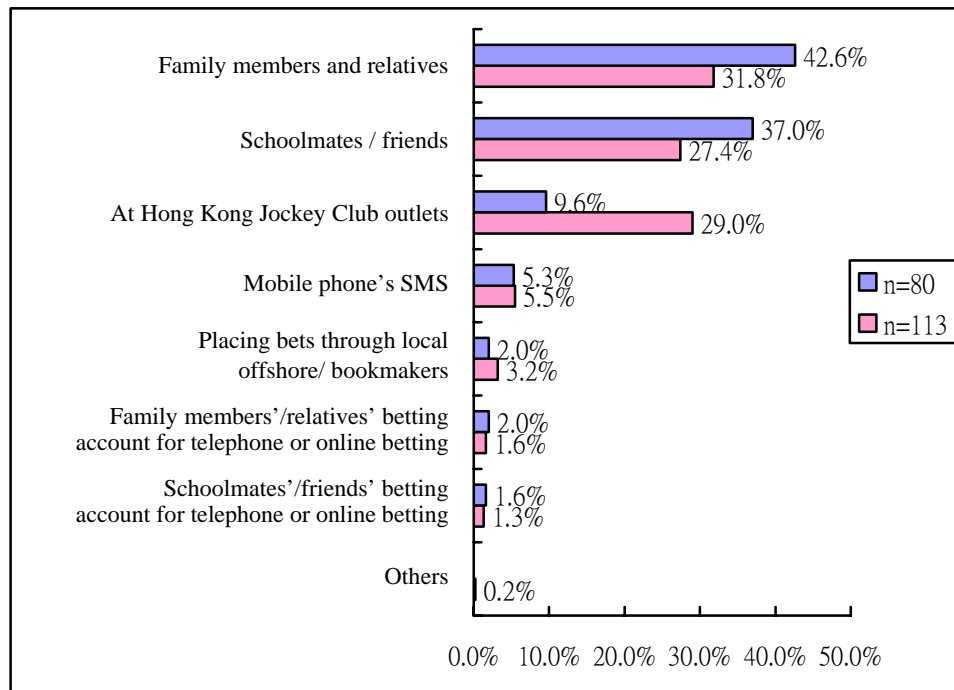


Base: n=68 (2005 Youth)

4.7 Channels to Place the First Underage Football Betting

When asked how they placed their first football bet while under 18, the most common answers were through family members and relatives (42.6%), schoolmates/friends (37.0%) and HKJC outlets (9.6%).

Fig 4.6 Channels to place the first football bet



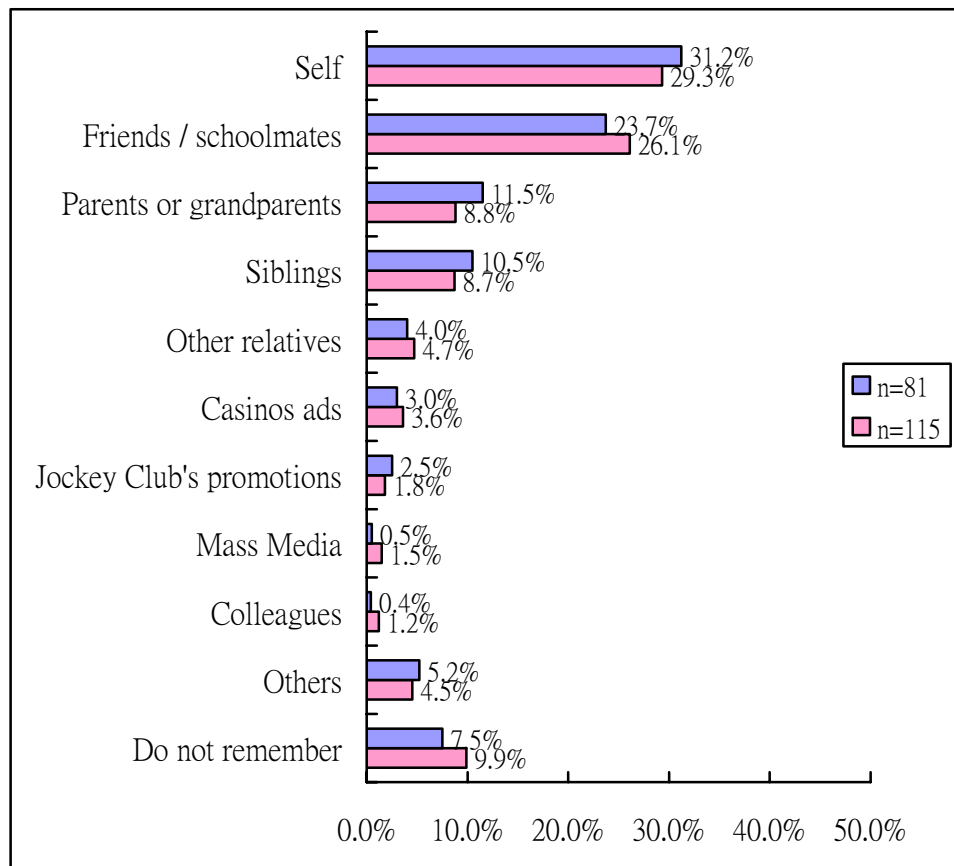
Base: n=80 (Football betters who placed first football bet while under 18)

Base: n=113 (All football betters)

4.8 Who Invited You to First Participate in Underage Football Betting

When asked who invited or persuaded them to first participate in football betting while under 18, the most common answers were self (31.2%) and friends/schoolmates (23.7%), followed by parents/grandparents (11.5%) and siblings (10.5%).

Fig 4.7 Who invited you to first participate in football betting



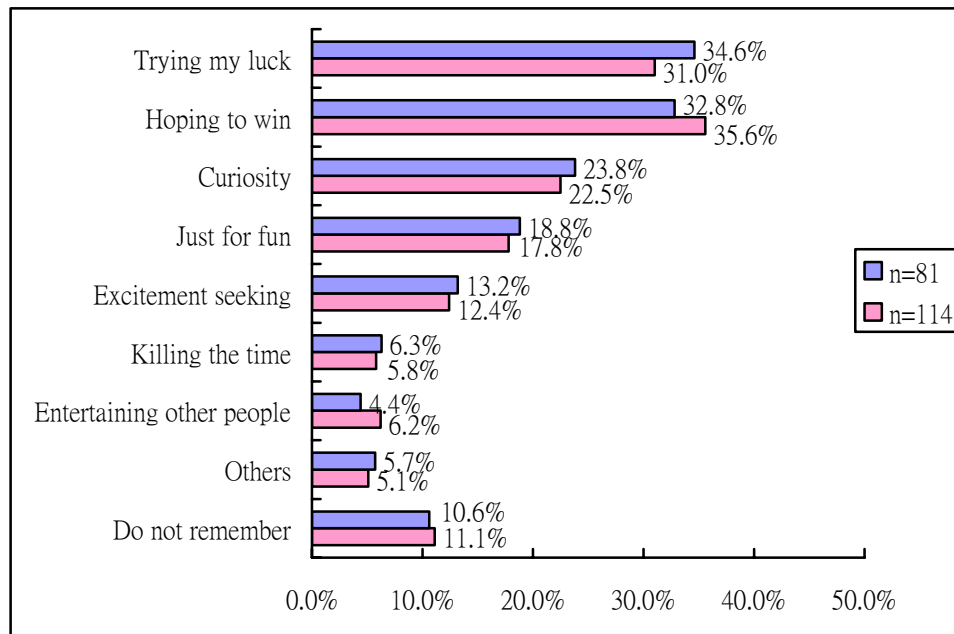
Base: n=81 (Football betters who placed first football bet while under 18)

Base: n=115 (All football betters)

4.9 Reasons for First Participating in Underage Football Betting

When asked their reasons for first participating in football betting while under 18, the most popular answers were “trying my luck” (34.6%), “hoping to win” (32.8%), curiosity (23.8%) and “just for fun” (18.8%).

Fig 4.8 Reasons for participating in first football betting



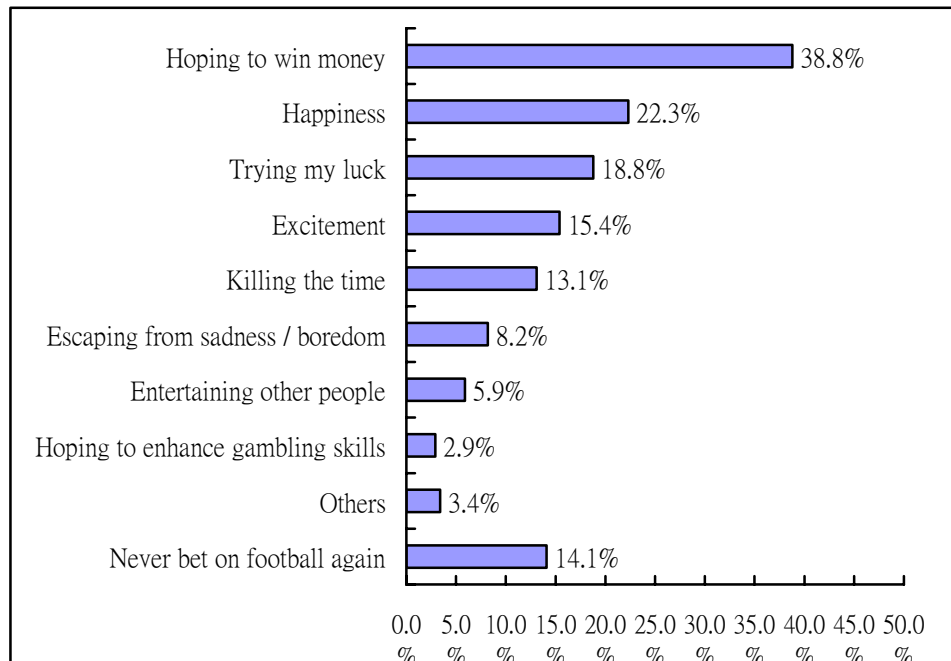
Base: n=81 (Football betters who placed first football bet while under 18)

Base: n=114 (All football betters)

4.10 Reasons for Continuing to Gamble on Football

When asked their reasons for continuing to gamble on football betting, the most common reasons were “hoping to win money” (38.8%), happiness (22.3%), “trying my luck” (18.8%), excitement (15.4%) and “killing time” (13.1%).

Fig 4.9 Reasons for continuing to gamble on football games



Base: n=114 (2005 Youth)

4.11 Current Channels to Place Bets

In summary, family members and relatives are the most popular current channel for all forms of gambling, whether overall or amongst those currently under 18. The second most popular channel was through schoolmates and friends, followed by HKJC outlets. This suggests that students aged under 18 are still able to place bets at HKJC betting outlets, despite the HKJC restrictions.

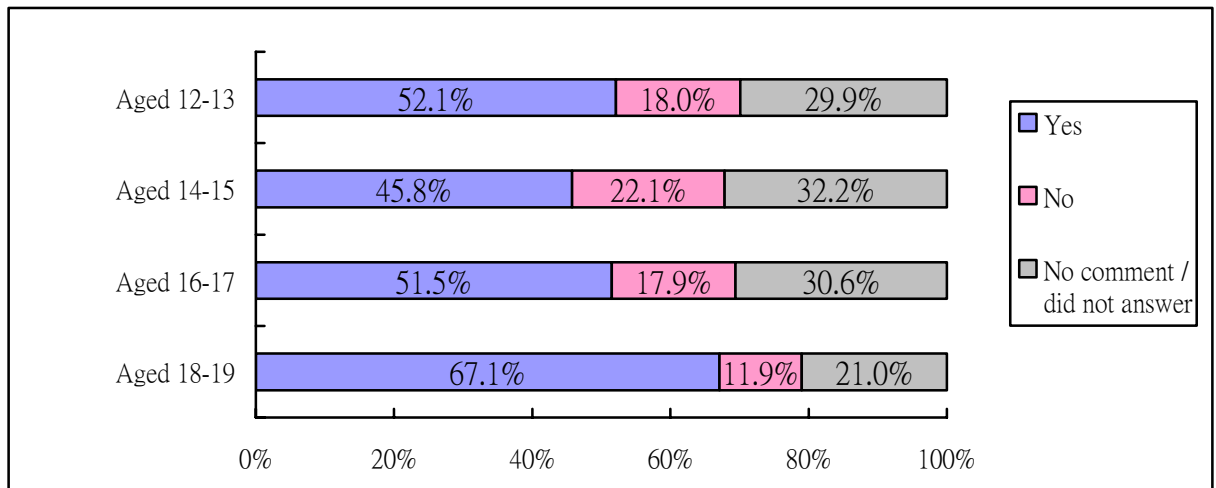
Table 4.3 Channels to place the bet

<i>Channels</i>	<i>% of respondents</i>					
	<i>Type of gambling activities</i>					
	Mark Six		Horse Racing (through HKJC)		Football betting (through HKJC)	
	Aged 12-19	12-17	Aged 12-19	12-17	Aged 12-19	12-17
By family members and relatives	64.2	78.5	51.2	58.6	42.9	49.6
At HKJC outlets	33.8	14.1	19.6	9.7	29.3	13.8
From Race Course	-	-	12.8	13.2	-	-
By schoolmates / friends	20.7	23.9	10.9	11.3	42.4	45.4
By using family members' betting account for telephone or online betting	4.1	4.4	4.3	4.3	2.8	3.0
By using schoolmates' / friends' betting account for telephone or online betting	1.0	0.8	2.4	1.7	4.5	5.0
By using mobile phone's SMS messaging service	1.3	1.3	4.4	4.8	5.5	7.0
Others	1.6	0.7	6.0	2.9	1.9	0.2
<i>Sample size (n)</i>	<i>252</i>	<i>171</i>	<i>86</i>	<i>66</i>	<i>129</i>	<i>95</i>

4.12 Respondents' Attitude towards Gambling

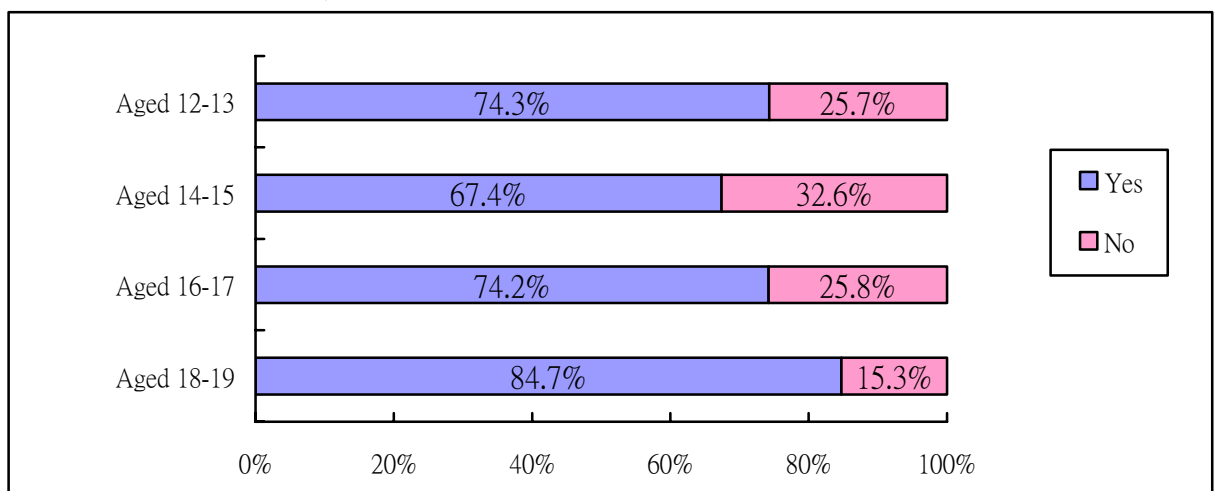
When asked whether they agree that only those aged at least 18 should be able to participate in gambling, only about 20% of those aged under 18 and 12% of those aged 18 or above disagreed.

Fig 4.10a Whether agree that only those who are 18 years old and over can participate in gambling activities



Base: aged 12 – 13 (583) / aged 14 – 15 (647) / aged 16 – 17 (486) / aged 18 – 19 (223)

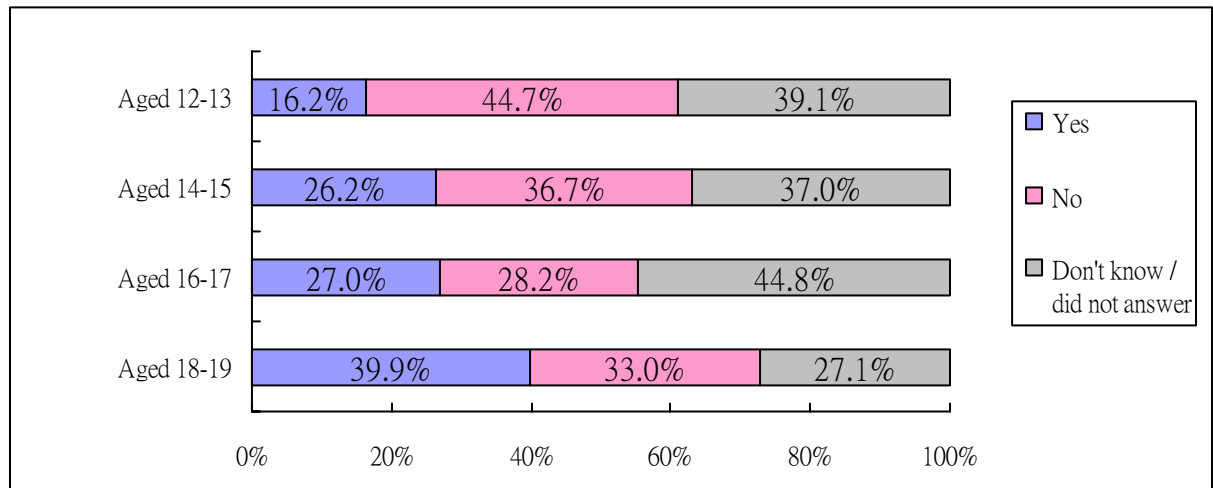
Fig 4.10b Whether agree that only those who are 18 years old and over can participate in gambling activities (Excluding those who did not answer or answered “No comment”)



Base: aged 12 – 13 (409) / aged 14 – 15 (439) / aged 16 – 17 (337) / aged 18 – 19 (176)

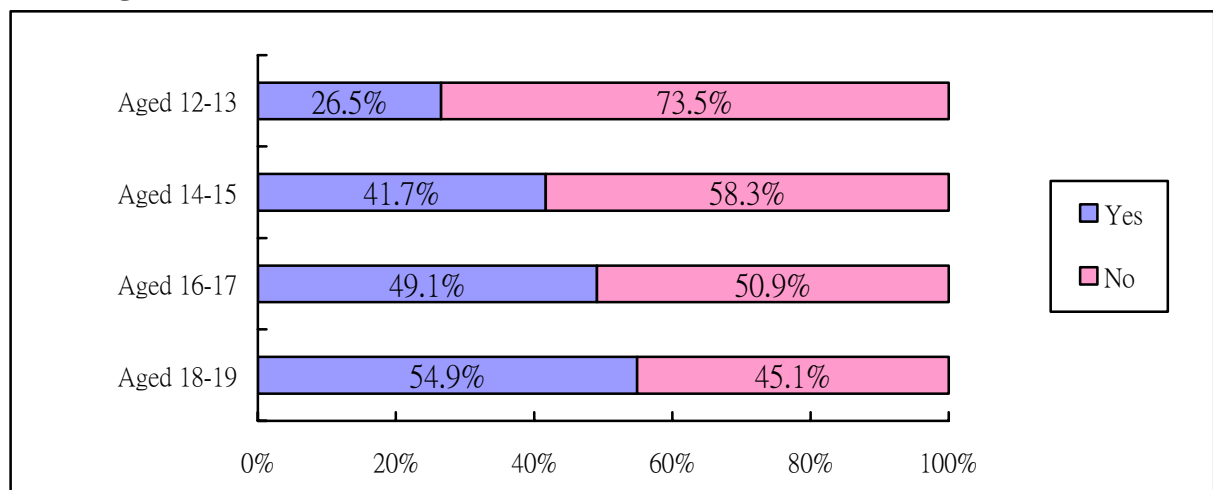
When asked if they would participate in gambling when they reached 18 years old, the proportion not intending to participate dropped from 44.7% amongst the 12-13 years old group to 28.2% amongst those aged 16-17, while 33.0% of those aged at least 18 claimed that they would not participate despite being old enough to participate legally.

Fig 4.11a Whether would participate in gambling activities when turned aged 18



Base: aged 12 – 13 (583) / aged 14 – 15 (647) / aged 16 – 17 (486) / aged 18 – 19 (223)

Fig 4.11b Whether would participate in gambling activities when turned aged 18 (Excluding those who did not answer or answered “Don’t know”)

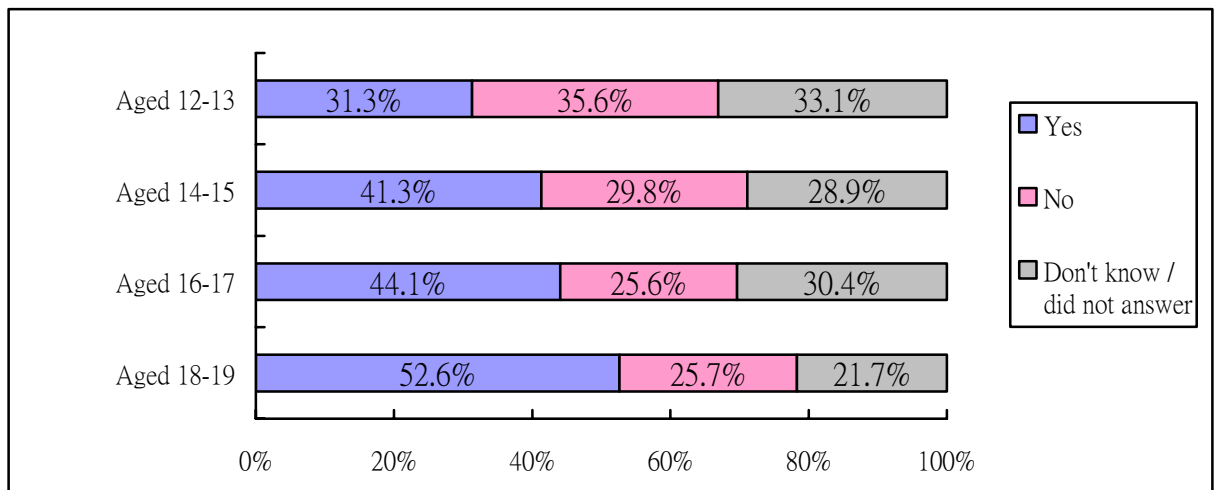


Base: aged 12 – 13 (355) / aged 14 – 15 (408) / aged 16 – 17 (269) / aged 18 – 19 (162)

4.13 Media Influence on Gambling

Around one third of aged 12-13 (31.3%), increasing to more than half (52.6%) of aged 18-19, agreed that the media make it easier for them to gain access to gambling information.

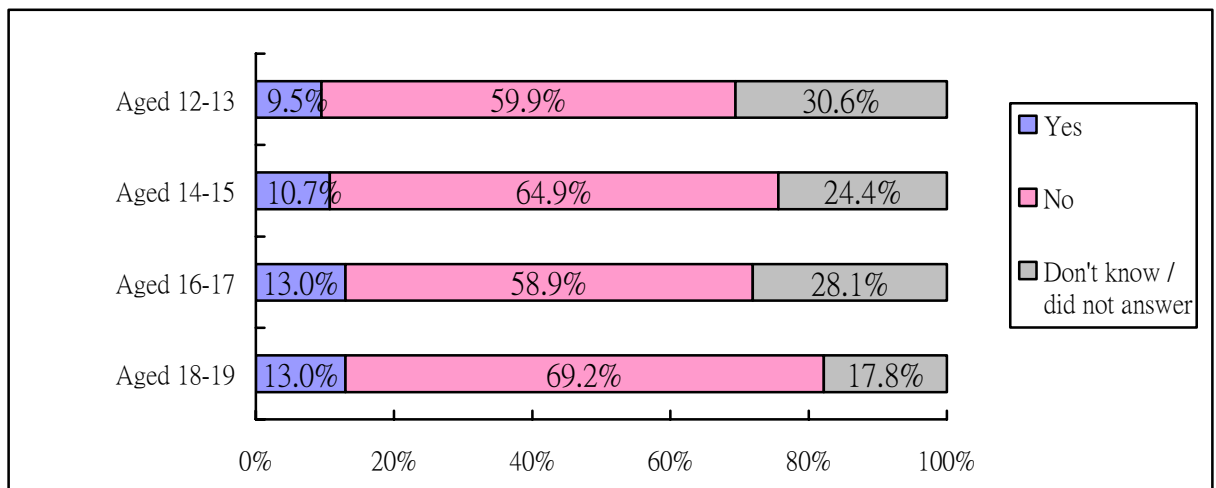
Fig 4.12 Provide easier access to gambling information



Base: aged 12 – 13 (583) / aged 14 – 15 (647) / aged 16 – 17 (486) / aged 18 – 19 (223)

Only a small proportion of youth (9.5% for aged 12-13 up to 13.0% for aged 16-19) agreed that the media affects their attitude towards gambling.

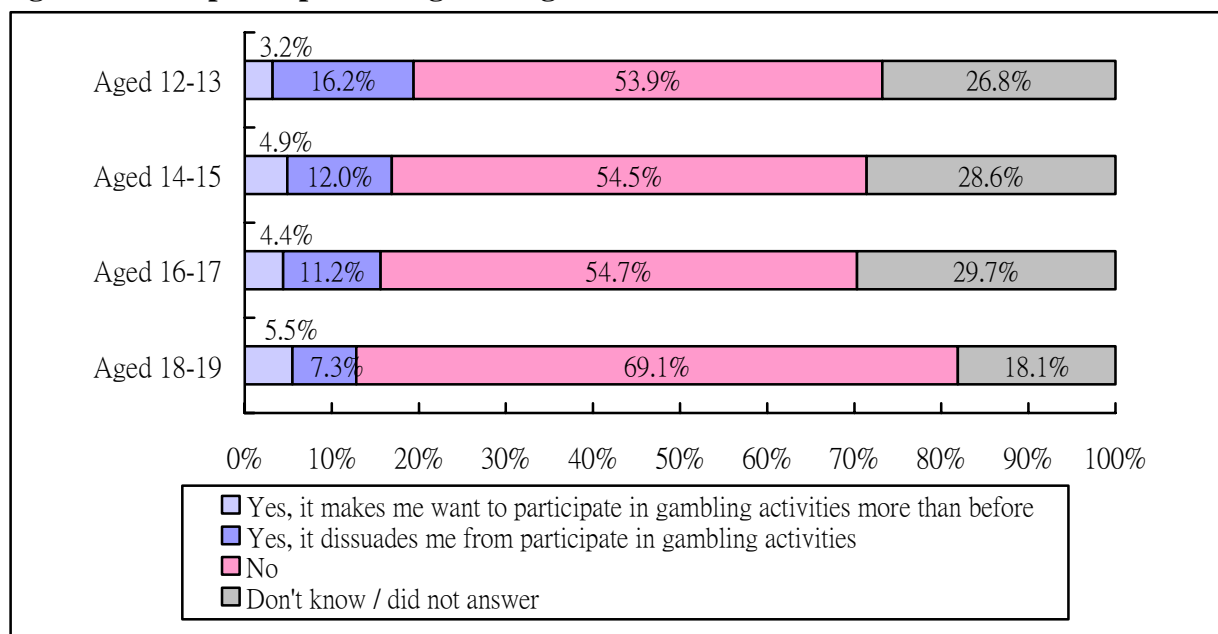
Fig 4.13 Affect attitude towards gambling



Base: aged 12 – 13 (583) / aged 14 – 15 (647) / aged 16 – 17 (486) / aged 18 – 19 (223)

The majority of young people (53.9% for aged 12-13, up to 69.1% for aged 18-19) do not believe that the media affects their participation in gambling. Even amongst those who do believe that the media has an impact, the majority believe that it dissuades rather encourages them to gamble.

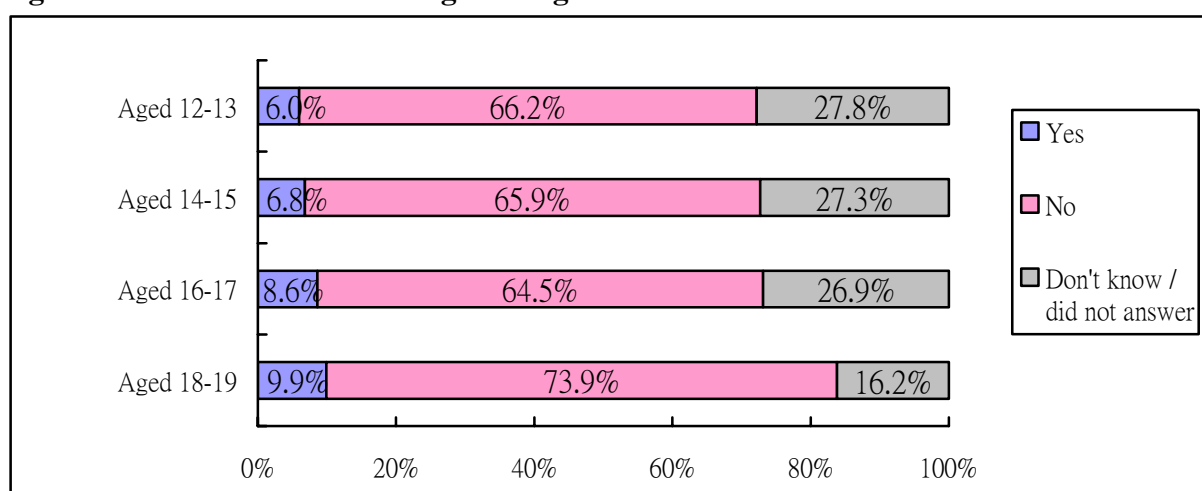
Fig 4.14 Affect participation in gambling activities



Base: aged 12 – 13 (583) / aged 14 – 15 (647) / aged 16 – 17 (486) / aged 18 – 19 (223)

An even larger majority (64.5% for aged 16-17 up to 73.9% for aged 18-19) of youth do not believe that the HKJC's promotions (e.g. carnivals, Open Day, etc.) of different kinds of gambling activities affects their attitudes towards gambling.

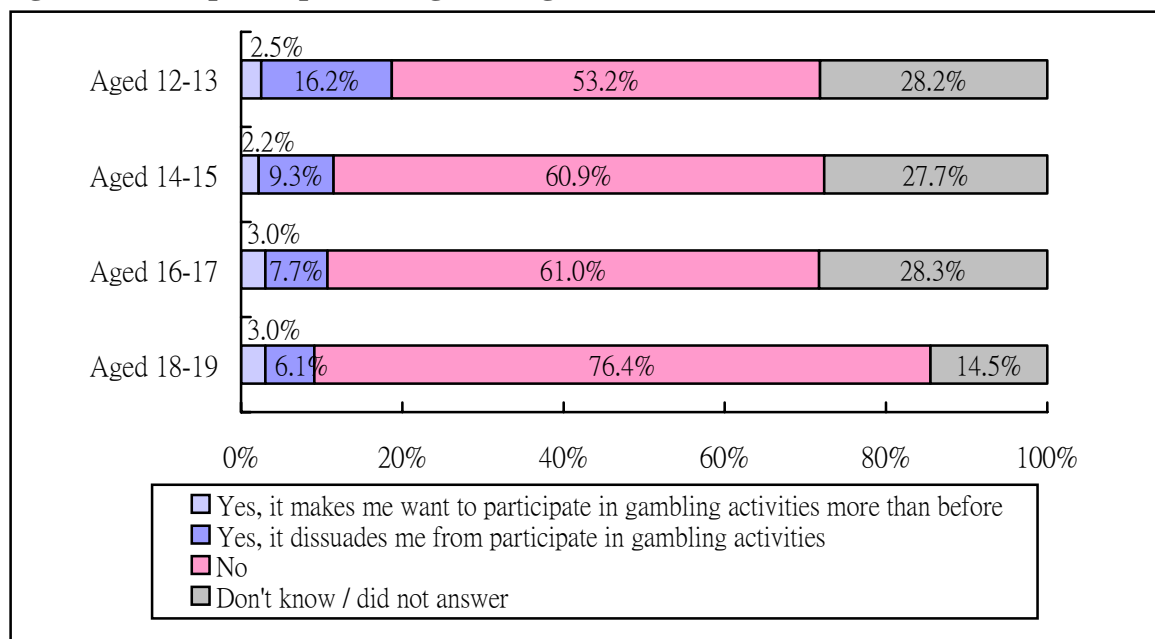
Fig 4.15 Affect attitude towards gambling



Base: aged 12 – 13 (583) / aged 14 – 15 (647) / aged 16 – 17 (486) / aged 18 – 19 (223)

Again, few young people believe that the HKJC promotional activities affect participation and the majority of those who do believe it has an impact – believe that it dissuades them from gambling.

Fig 4.16 Affect participation in gambling activities



Base: aged 12 – 13 (583) / aged 14 – 15 (647) / aged 16 – 17 (486) / aged 18 – 19 (223)

4.14 Problem Gambling based on DSM-IV Diagnostic Criteria on Pathological Gambling

While DSM-IV is not an appropriate population screening tool, we have included it to enable comparison with the 2001 study. While it shows a substantial drop in the overall percentages of Level 3 – pathological gamblers (from 2.6% to 1.3%) and Level 2 – problem gamblers (from 4.5% to 1.3% among secondary school students aged 12 to 19 and to 1.5% among all secondary school student respondents), the rates are relatively stable amongst all secondary school student gamblers in the past year (Level 3 dropped from 4.8% to 3.9% and Level 2 from 8.4% to 4.3%).

Table 4.4 Exhibition of DSM-IV Diagnostic Criteria in 2005 as compared with 2001

No. of Criteria Exhibited	2005			2005 Youth aged 12 – 19			2005 Secondary School Students aged 12 - 19			2001 Poly U Study		
	% among those student who exhibited any symptoms (N=124)	% among all student gamblers in the past year (N=540)	% among all student respondents (N=1580)	% among those who exhibited any symptoms (N=145)	% among all gamblers in the past year (N=626)	% among all respondents (N=1939)	% among those who exhibited any symptoms (N=116)	% among all gamblers in the past year (N=509)	% among all respondents (N=1496)	% among those who exhibited any symptoms (N=368)	% among all gamblers in the past year (N=1076)	% among all respondents (N=2000)
10	1.6	0.4	0.1	2.5	0.6	0.2	1.7	0.4	0.1	2.3	0.8	0.5
9	0.8	0.2	0.1	1.6	0.4	0.1	0.9	0.2	0.1	0.8	0.3	0.2
8	0.8	0.2	0.1	1.0	0.2	0.1	0.9	0.2	0.1	0.3	0.1	0.1
7	0.8	0.2	0.1	2.1	0.5	0.2	0.9	0.2	0.1	2.0	0.7	0.4
6	6.5	1.5	0.5	6.1	1.4	0.5	6.0	1.4	0.5	2.5	0.9	0.5
5	6.5	1.5	0.5	6.5	1.5	0.5	6.9	1.6	0.5	5.3	2.0	1.1
Subtotal (Level 3)	16.9	3.9	1.3	19.7	4.6	1.5	17.2	3.9	1.3	13.0	4.8	2.6
4	5.6	1.3	0.4	4.5	1.0	0.3	5.2	1.2	0.4	9.3	3.4	1.9
3	12.9	3.0	1.0	9.9	2.3	0.7	11.2	2.6	0.9	13.3	4.9	2.7
Subtotal (Level 2)	18.5	4.3	1.5	14.4	3.3	1.1	16.4	3.7	1.3	22.5	8.4	4.5
2	17.7	4.1	1.4	17.2	4.0	1.3	18.1	4.1	1.4	20.8	7.6	4.2
1	46.8	10.7	3.7	48.7	11.3	3.7	48.3	11.0	3.7	43.8	16.3	8.8
Subtotal (Level 1)	64.5	14.8	5.1	65.9	15.3	4.9	66.4	15.1	5.1	64.5	23.9	12.9
Total	100.0	23.0	7.9	100.0	23.2	7.5	100.0	22.8	7.7	100.0	37.1	20.0

***Note: If the respondents did not gamble in the past year, the DSM-IV score is set to zero for consistency with the 2001 study.**

Level 1 – Social / recreational gambling with no obvious harmful consequences

Level 2 – Synonymous with problem gambling

Level 3 – Pathological gambling

4.15 Profile of Pathological Gamblers diagnosed by DSM-IV

Mark Six, horse racing, social gambling remain common gambling activities for pathological gamblers, while football betting with the HKJC seems to have replaced illegal football gambling.

Table 4.5 Distribution of pathological gamblers participated in different gambling activities (%)

Gambling Activities	2005 School			2001 Poly U Study		
	Last Year	Not within Last Year	Total (N)	Last Year	Not within Last Year	Total (N)
Mark Six	66.7	33.3	100.0 (21)	61.5	38.5	100.0 (52)
Illegal Mark Six	9.5	90.5	100.0 (21)	17.3	82.7	100.0 (52)
Horse Racing (HKJCs)	38.1	61.9	100.0 (21)	51.9	48.1	100.0 (52)
Illegal Horse Racing (with Local/ Offshore Bookmakers / Macau)	4.8	95.2	100.0 (21)	17.3	82.7	100.0 (52)
Football Betting (HKJCs)	42.9	57.1	100.0 (21)	No data for comparison		
Illegal Football Betting (with Local/ Offshore Bookmakers)	9.5	90.5	100.0 (21)	42.3	57.7	100.0 (52)
Other Sporting Events (except football games) with Local/ Offshore Bookmakers	19.0	81.0	100.0 (21)	32.7	67.3	100.0 (52)
Casino Ship	4.8	95.2	100.0 (21)	No data for comparison		
Online Casino	9.5	90.5	100.0 (21)	40.4	59.6	100.0 (52)
Social Gambling	65.0	35.0	100.0 (20)	95.9	4.1	100.0 (49)
Roulette	5.0	95.0	100.0 (20)	No data for comparison		
Slots	19.0	81.0	100.0 (21)			
Pai Kau	9.5	90.5	100.0 (21)			
Cussec	47.6	52.4	100.0 (21)			
Tossing Coins	14.3	85.7	100.0 (21)			

4.16 Profile of Types of Problem Gambling for Pathological Gamblers diagnosed by DSM-IV

Social gambling, Mark Six and football betting remain problem activities, with cussec as a new addition.

Table 4.6 Distribution of pathological gamblers and form of gambling through which they experienced their problems (%)

Gambling Activities	2005 School			2001 Poly U Study		
	Percentage (%)	Frequency	N	Percentage (%)	Frequency	N
Mark Six	36.8	7	19	40.8	20	49
Illegal Mark Six	0.0	0	19	12.2	6	49
Horse Racing (HKJCs)	10.5	2	19	49.0	24	49
Illegal Horse Racing (with Local/ Offshore Bookmakers)	0.0	0	19	10.2	5	49
Football Betting (HKJCs)	31.6	6	19	No data for comparison		
Football Betting with Local / Offshore Bookmakers	5.3	1	19	36.7	18	49
Other Sporting Events (except football games) with Local/ Offshore Bookmakers	0.0	0	19	22.4	11	49
Online Casino	0.0	0	19	16.3	8	49
Social Gambling	94.7	18	19	65.3	32	49
Playing slots	5.3	1	19	No data for comparison		
Betting on Cussec	31.6	6	19			
Tossing coin	5.3	1	19			
Others	5.3	1	19	4.1	2	49

4.17 Profile of Pathological Gamblers diagnosed by Leung's Gambler Predictive Screening Tool

Using Leung's Gambler Predictive Screening Tool, prevalence of pathological gamblers among youth respondents is 1.3% while prevalence of problem gamblers among youth respondents is 0.8%. Leung's Gambler Predictive Screening Tool identifies all forms of gambling activities (except Pai Kau) as having participation rates of at least 50% amongst pathological gamblers.

Table 4.7 Distribution of the pathological gamblers participated in different gambling activities

Gambling Activities	2005		
	Last Year %	Not within Last Year %	Total % (N)
Mark Six	89.3	10.7	100.0 (19)
Illegal Mark Six	50.7	49.3	100.0 (18)
Horse Racing (HKJCs)	80.2	19.8	100.0 (19)
Illegal Horse Racing (with Local/ Offshore Bookmakers / Macau)	54.3	45.7	100.0 (18)
Football Betting (HKJCs)	77.5	22.5	100.0 (19)
Illegal Football Betting (with Local/ Offshore Bookmakers)	56.5	43.5	100.0 (18)
Other Sporting Events (except football games) with Local/ Offshore Bookmakers	71.4	28.6	100.0 (18)
Casino Ship	52.3	47.7	100.0 (18)
Online Casino	56.3	43.7	100.0 (18)
Social Gambling	91.1	8.9	100.0 (19)
Roulette	75.1	24.9	100.0 (17)
Slots	62.1	37.9	100.0 (19)
Pai Kau	30.6	69.4	100.0 (19)
Cussec	73.8	26.2	100.0 (19)
Tossing Coins	54.9	45.1	100.0 (19)

4.18 Profile of Types of Problem Gambling for Pathological Gamblers as diagnosed by Leung's Gambler Predictive Screening Tool

Social gambling, Mark Six, Cussec and football betting are common types of problem gambling amongst pathological gamblers identified by Leung's Gambler Predictive Screening Tool.

Table 4.8 Distribution of the pathological gamblers and form of gambling activities through which they experienced their problems

Gambling Activities	2005		
	Percentage (%)	Frequency	N
Mark Six	53.1	8	16
Horse Racing with HKJC	8.4	1	16
Illegal Horse Racing (with Local/ Offshore Bookmakers)	5.8	1	16
Horse Racing (Macau)	0.0	0	16
Football Betting with HKJC	33.0	5	16
Football Betting with Local Bookmakers	4.6	1	16
Football Betting with Offshore Bookmakers	4.6	1	16
Other Sporting Events (except football games) with Local/ Offshore Bookmakers	0.0	0	16
Casino Ship	1.1	1	16
Casino (Macau)	0.0	0	16
Online Casino	5.7	1	16
Social Gambling	61.0	10	16
Roulette	4.6	1	16
Pai Kau	7.4	1	16
Slots	9.2	1	16
Cussec	39.5	6	16
Tossing Coin	16.5	3	16
Others	10.0	2	16

4.19 Risk Factors for Problem or Pathological Gamblers identified using Logistic Regression

Similar to the population survey, logistic regression was used to assess the risk factors amongst gamblers. DSM-IV is not an appropriate screening tool, but is used to enable comparison with 2001.

4.20 DSM-IV Analysis using the 2001 Data

Based on the 1056 cases with valid data, logistic regression yields a Nagelkerke's R^2 of 23%, with betting on horse racing, social gambling and other sports games, gender (higher for males) and age (increasing with age) being predictive of the risk of being problem or pathological gamblers .

Variables in the Equation

	B	S.E.	Wald	df	Sig.	Exp(B)
Step 1(a) Sex(1)	.699	.235	8.847	1	.003	2.011
Age	.171	.074	5.276	1	.022	1.187
Horse Racing (1)	-1.389	.214	42.180	1	.000	.249
Other Sports Games(1)	-1.623	.277	34.435	1	.000	.197
Social Gambling (1)	-1.679	.553	9.213	1	.002	.186
Constant	-2.506	1.186	4.465	1	.035	.082

Categorical Coding Variables

Sex (1): Male

Sex (0): Female

Horse Racing (1): Never Participated

Horse Racing (0): Had Participated

Other Sports Game (1): Never Participated

Other Sports Game (0): Had Participated

Social Gambling (1): Never Participated

Social Gambling (0): Had Participated

4.21 DSM-IV Results using 2005 Data

Based on the 528 cases with valid data, logistic regression yields a Nagelkerke's R^2 of 17%, with betting on horse racing and gender (higher for males) being predictive of the risk of being problem or pathological gamblers.

Variables in the Equation

	B	S.E.	Wald	df	Sig.	Exp(B)
Step 1(a) Sex(1)	1.708	.410	17.373	1	.000	5.521
Horse Racing (1)	-1.569	.363	18.671	1	.000	.208
Constant	-2.325	.430	29.256	1	.000	.098

Categorical Coding Variables

Sex (1): Male

Sex (0): Female

Horse Racing (1): Never Participated

Horse Racing (0): Had Participated

4.22 Risk Analysis using Leung's Gambler Predictive Screening Tool on the 2005 Data

Based on the 727 cases with valid data, logistic regression yields a Nagelkerke's R^2 of 75%, with betting on horse racing, online casinos, roulette, cussec and coin tossing and age (increasing with age) being predictive of the risk of being problem or pathological gamblers.

Variables in the Equation

		B	S.E.	Wald	df	Sig.	Exp(B)
Step 1(a)	Age	.272	.126	4.616	1	.032	1.312
	Horse Racing(1)	-4.553	1.043	19.051	1	.000	.011
	Online Casino(1)	-4.177	1.087	14.773	1	.000	.015
	Roulette(1)	-6.141	1.373	20.009	1	.000	.002
	Cussec(1)	-2.469	.759	10.597	1	.001	.085
	Tossing Coin(1)	-2.081	.887	5.503	1	.019	.125
	Constant	6.883	2.796	6.061	1	.014	975.587

Categorical Coding Variables

Horse Racing (1): Never Participated

Horse Racing (0): Had Participated

Online Casino (1): Never Participated

Online Casino (0): Had Participated

Roulette (1): Never Participated

Roulette (0): Had Participated

Cussec (1): Never Participated

Cussec (0): Had Participated

Tossing Coin (1): Never Participated

Tossing Coin (0): Had Participated

5. Focus Group Discussions Results

5.1 Five Focus Groups

Five focus group discussions were conducted for 5 target groups, namely pathological gamblers, family of pathological gamblers, social gamblers, youth (aged 18-24) and students. The aim of including focus group discussions in the study was to have a better understanding of the course of gambling experiences, views on existing gambling issues and needs of treatment or support services for different groups of people.

Since the legalization of football betting in July 2003, it is commonly believed that gambling information and channels are more accessible than before. The opinions on the influence of media on gambling and the legalization of football betting were particularly of interest amongst the youth and underage groups.

Apart from the group of pathological gamblers' family members, all the participants in the study had gambled before or were still engaging in one or more types of gambling activities at the time of the discussion. The social gamblers group, youth group and underage group were non-pathological gamblers and the group of pathological gamblers were receiving counselling services from agencies during the study period. As defined by DSM-IV (1994), pathological gamblers exhibit "persistent and recurrent maladaptive gambling behaviour that disrupts personal, family or vocational pursuits." Maladaptive gambling behaviour includes losing control over gambling, chasing losses, placing larger bets to obtain the desired excitement, disrupting relationships, engaging in deceptive or illegal acts, preoccupying with gambling, repeatedly unsuccessful attempts to stop gambling, relying on others for financial assistance, etc. In comparison, social gamblers only gamble occasionally for entertainment. Irrational or uncontrollable acts are rare.

In the following sections, major findings from the focus group discussions will be presented according to each of the target groups.

5.2 Pathological Gamblers

A total of 14 pathological gamblers participated in the discussion : 13 males and 1 female. More than half of participants were married and 3 were divorced or separated. The majority of them had children. Apart from 1 participant, all of them were employed. All participants had at least lower secondary education. Table 5.1 shows the background information of this group of participants.

Table 5.1 Background information of the participating pathological gamblers

Participants	Marital status	Children	Education level	Working status
1	Married	Yes	Tertiary (degree) or above	Employer
2	Married	Yes	Tertiary (non-degree)	Self-employed
3	Divorced	Yes	Lower secondary	Employee
4	Married	Yes	Lower secondary	Self-employed
5	Married	No	Matriculation	Employee
6	Married	Yes	Lower secondary	Employee
7	Married	Yes	Upper secondary	Employee
8	Married	Yes	Matriculation	Employee
9	Missing	Missing	Tertiary (non-degree)	Self-employed
10	Divorced	No	Tertiary (non-degree)	Employee
11	Divorced	Yes	Lower secondary	Unemployed
12	Married	Yes	Matriculation	Employee
13	Single	No	Upper secondary	Employee
14	Married	Yes	Lower secondary	Employee

5.2.1 First Gambling Experience

Many participants started gambling when they were teenagers. Two participants even had their first gambling experience as early as their primary school years. The types of first gambling games engaged in varied among participants, including some major ones like mahjong, poker, horse racing, casino games, and a less popular one, dog racing. Illegal participation in horse racing and dog racing through local bookmaker and gambling in illegal casino were not uncommon first gambling experience for some participants.

It was found that participants' gambling life usually began with gambling with close ones like family members, friends, neighbours, classmates, etc. A participant recounted that his grandfather took him to an illegal casino when he was only 5 years old. Some said they started playing mahjong and poker with family members or classmates. However, having this first experience in gambling, gambling networks extended widely even to

people whom they had not met before, like going to mahjong house, betting through bookmakers.

5.2.2 Onset and Reasons for Pathological Gambling

Participants generally had a long history of gambling experience. To many of them, gambling was initially only a kind of entertainment or a mind game to outwit others or the HKJC. Winning made them feel good about themselves and believe they were smarter than others. This feeling was especially prominent when they were the only winner of the game. It was because winning seemed to be so easy and they seemed to have control over every odds. Other participants claimed that they gambled because of greed and hoping to get ahead. They believed that a person with lots of money could do anything without obstacles. Many who were not satisfied with their job and their life would like to earn more money and improve their living. However, that could not be achieved from their limited salary and they saw no alternatives; thus, gambling had provided them a short cut to “earn” money. It also offered a means to release stress from daily lives.

Bet sizes were usually small at the beginning but the money returned from winning induced larger bets and more frequent participation. Big wins or being treated as a VIP by HKJC or casino led to vanity. Nonetheless, when they became more involved in gambling, they started to lose. When losses occurred, they felt very depressed and wanted to get the money back. Hence, putting more money in for chasing back the losses often happened. Sometimes, losses came about because participants did not leave the game at the time they won. They believed that they were very lucky and continued gambling could lead to more winning. Very often, this led to more losses and chasing losses. The whole process was a vicious cycle. Some claimed that the reason for uncontrollable gambling was because gambling had become a habit. It did not matter what game or how much the bet was, they just kept on gambling without thinking. Participants said gambling without company would make irrational gambling behaviour easier to happen because there was no one to warn you when extreme situations occurred. They reported that becoming a pathological gambler was totally a personal issue. The HKJC or casino advertisements and promotions, friends’ influence and media influence were not really factors causing the problem gambling behaviour.

5.2.3 Level of Addiction and Harm caused by Pathological Gambling

Horse racing and casino games were the most popular games among this group of participants (Table 5.2). During the most critical period, almost all of the participants had experience of gambling for many hours. They called it a “gambling marathon”. Some participants spent long hours on one gambling activity only, like playing mahjong or betting on baccarat in casino. For example, a participant had a record of playing mahjong non-stop for 48 hours. But there were more participants who gambled continuously in several games. A participant recalled that he went on to football betting after the horse racing matches finished. Then, he lost the game in football, so he went to Macau immediately to carry on gambling and did not sleep at all in between. The aim of his “gambling marathon” was to win back all the money lost in previous games.

Table 5.2 Gambling activities participants having problem with

Participants	Gambling activities preferred
1	Horse racing and casino games
2	Casino games
3	Horse racing and poker
4	Horse racing and mahjong
5	Casino games
6	Horse racing and football betting
7	Horse racing, casino games and mahjong
8	Horse racing, football betting, casino games and mahjong
9	Horse racing, football betting, casino games and mahjong
10	Horse racing, football betting, casino games and mahjong
11	Mahjong
12	Horse racing, football betting, casino games and poker
13	Casino games
14	Horse racing

Gambling was accorded the highest priority in life at that time. Work and family were regarded as secondary. Not going to work or leaving family behind because of gambling was not uncommon amongst the participants. A male participant waited in front of the mahjong house everyday in the morning before it opened and played mahjong until the mahjong house closed for the day. Another male participant said he was a salesman before. He went to mahjong house sharp at 12 p.m. everyday and gambled until 9 p.m. This routine was only slightly changed when his boss was upset about it. A female participant said she spent several days in Macau casino without going home. Like other participants, this female participant also thought about her family on the way to casino but she said there was a force in her heart that made gambling irresistible.

Apart from the excitement gained from gambling, participants also displayed negative emotional and physical symptoms. Anxiousness, headache, losing appetite, insomnia, unstable emotions, etc. were some common discomforts participants encountered in the past. Participants often had these symptoms after they spent long hours in gambling or when they were waiting for the matches or betting results. It was because the stake involved a large amount of money. A male participant said he used to put a lot of money in horse racing, so he became very nervous and could not eat properly before Wednesday. Sometimes he needed to take the helicopter to Macau for its Tuesday horse racing matches. He actually did not care about the Macau races because the pool was too small. The reason for doing so was to release the tension inside him. After the Macau races, he took the ferry back to Hong Kong that midnight. Another participant said he could not fall asleep at all after every large bet he placed. Similar sleepless experience happened to a participant after his “gambling marathon”. In fact, the participant suffered both physically and financially from the harm caused by gambling.

Participants agreed that their problem gambling had hurt their family and their close ones. Problem gambling had also put them into financial difficulties. Their daily life was affected because the monthly salary was used for gambling. Some even lost their job due to their problem gambling behaviour. They sought every chance to borrow money from people around them. At that stage, they did not care who lent them the money as their goal was to get the money for further gambling. In more extreme cases, some participants went to the loanshark for money and experienced its “escort service” from Macau to Hong Kong. Selling property, using up all the savings, borrowing money from family members and relatives, applying for bankruptcy, etc. were ways of repaying the debts. Participants felt sorry for their family and wanted to stop gambling completely. However, they only stopped for a short period of time. Once their financial status was slightly improved or their debts repaid, they started to gamble again. Problem gambling often happened recurrently because when they received financial assistance from others, it seemed that resolving gambling debt was easy. Moreover, they had a belief that they could chase back the money they lost previously and win some extra for settling the debt.

Although they tried to control their gambling behaviour, and although people around always told them not to gamble for the sake of themselves or their family, they failed to quit gambling. They felt that they were a loser because they had poor communication with people. They were unable or afraid to share their problem with their friends and colleagues because they were concerned about their image. Some lied to their family members

every time they went gambling. Yet, their problem often could not be concealed. Some participants were lucky enough to be able to mend the broken relationships with parents, spouse, friends, relatives, etc. after receiving counselling. Others ended up losing their own family and other relationships. A participant said he had “sold out” all his relationships in the past and no matter how hard he tried to build up himself now, he could not put those relationships back together.

5.2.4 Seeking Assistance

The length in counselling for this group of participants ranged from 4 months to approximately 2 years. After receiving counselling, many changes took place in the participants’ life. Relationships with others improved because trust has been re-developed. They also learned the financial management skills to deal with their debts and daily financial arrangement. Extreme emotional fluctuation was rare and they felt peace in their mind. Their values regarding money and gambling were different from the past. All of them reported good progress in controlling their problem gambling behaviour. More than two-fifths of the participants said they ended their gambling life completely. Recalling the time before counselling, participants could be classified into two groups, the “active” and “passive” groups, in terms of their attitude towards receiving treatment.

The active participants were well aware of their situation and were willing to or took the initiative to seek assistance because previous efforts in trying to stop or change their problem gambling behaviour were unsuccessful. They believed they had experienced the worst time in life and did not want to go on like this. Family was usually one of the driving forces for making the change. They realized that they had caused lots of pain to their family members and hoped that seeking professional help could also heal the wounds to their close ones as well. A participant said he felt so sorry when he used up all his wife’s savings and saw his mother sending a bag containing \$600,000 cash to the financial company for repaying his debt. Both his wife and his mother had not made a single complain about his wrong-doing despite all the problems and financial hardship he caused to the family. So when his wife found the counselling centre, he went with her immediately.

The passive group was reluctant to receive help. It was not that they did not care about their family. The reasons for not willing to seek help from others were because some of them were either unaware of the seriousness of their problem or were eager to save face. Receiving treatment usually involved a combination of coercive and persuasive methods by family members, for example, withholding financial assistance, frequent telling

about the hardship and harm the family was suffering, using important relationships as a persuader, etc. When they arrived at the counselling sessions, they often argued to justify their acts. A male participant reported that he had a hot discussion with the counsellor and other service receivers that betting on horse racing (the problem of this participant) was not gambling but a mind-game of skills.

Participants agreed that arriving at the present stage was difficult. As recounted by participants that before receiving counselling, the thought of going back to the “swamp” kept recurring because there were lots of temptations. They said that unlike other types of problem behaviour like drug addiction, their problem behaviour had no observable symptoms if others did not know them personally or know them well. Telling others frankly about their problem would only make others shy away from them. At the time they refrained from gambling, some “sure win” tips or other people’s unintentional invitation could easily lead them back to their gambling track again. It was especially true when they realized that the journey to repay debt still had a long way to go and participation might win some money to repay the debt.

Participants felt that self-help was always unsuccessful because there was not enough back-up. There was a lack of a “force” to push them a step forward. They said those who were not problem gamblers did not understand them at all and did not have the proper knowledge to help them. Participants said receiving support from others, especially from family members, was very important in the process. A participant said he would not want to fall down again because of his mother’s supportive actions. They reported that it was very frustrating and despairing when they tried very hard to improve themselves but people around disregarded their efforts or challenged them verbally. It seemed that the efforts they put in were useless. They reminded that people should not expect them to change immediately at once because problem gambling is like a kind of sickness that needs time to recover. Unrealistic expectations would always lead to frustration and disappointment.

Participants suggested that if pathological gamblers really wanted to help themselves, they must take the initiative to voice out their problems in the counselling sessions as active sharing could serve as reminders of their wrong-doings and also as warnings to others having similar difficulties. Participants pointed out that the Government’s contribution on this area was insufficient. However, they also realized that the dilemma the Government faced as the HKJC seemed to be very important to the Government. They said betting through HKJC outlets was too convenient. Closing down some HKJC outlets should help.

In view of the media's role, a few commented that the media has been irresponsible in the provision of information and it has no intention of educating the public. Hence, they had no expectation from the media. Many said it was difficult for the media to minimize the impact brought about by gambling because the media often disseminates the message that participation in gambling activities is solely a personal decision. They believed that the media could help by giving more information on the channels for counselling services and the consequences of problem gambling, etc. since there was limited report in T.V. and newspapers. Information should be targeted at family members of pathological gamblers because problem gamblers were often too "absorbed" in gambling and overlooked the information. Many said the main emphasis should be on youth education as a preventive measure for pathological gambling and the use of pop idols could be an effective way to achieve desirable results on the youth population.

5.3 Family Members of Pathological Gamblers

Ten female participants attended the discussion group for family members of pathological gamblers. Nearly all of them were employed. Many were the siblings of the family's pathological gambler. Others were spouses, parents and sisters-in-law. Most of the participants' gambling member engaged in more than one type of gambling activities. Demographic information about the participants can be found in Table 5.3.

In this section, family members of pathological gamblers are referred as participants. The pathological gambler in the family is called the gambling member.

Table 5.3 Background information of the participating family members of pathological gamblers

Participants	Relationship with gambling member	Marital status (if relationship is spouse)	Children	Working status	Gambling activities gambling member preferred
1	Parent	N/A	N/A	Housewife	Missing
2	Spouse	Still married	Yes	Employee	Horse racing, football betting
3	Sibling	N/A	N/A	Employee	Football betting, casino games
4	Sibling	N/A	N/A	Employee	Horse racing, casino games, dog racing
5	Sibling	N/A	N/A	Employee	Casino, online casino
6	Spouse	Still married	Yes	Employee	Horse racing, football betting, casino games, mahjong
7	Sibling	N/A	N/A	Employee	Horse racing, football betting, mahjong
8	Sister-in-law	N/A	N/A	Employee	Mahjong
9	Spouse	Still married	Yes	Employee	Horse racing, football betting, casino games
10	Sibling	N/A	N/A	Employee	Horse racing, football betting, casino games

5.3.1 Discovering the Pathological Gambling Behaviour

It was difficult to detect gambling members' problem gambling behaviour. Participants often were not aware of the problem until the situation became serious. For some of the participants, identifying the problem was hard because the gambling member was not a gambler before; therefore, they had never thought that becoming a pathological gambler would be an issue. Other participants claimed that even if their gambling member was a social or a regular gambler before turning into a pathological gambler, it was not easy for them to find out the problem. There were several reasons to this. First of all, they did not realize that casual gambler behaviour could become problem gambling behaviour since gambling is very common in the Chinese culture and is embedded in our daily lives. It is a kind of social function, as well as an entertainment. They said they had under-estimated the power of gambling. Second, they were insensitive to the member's losing money. They thought it was normal to lose money in gambling as long as the amount was not too large. It was because they could afford the loss. So, they rarely had a word about their gambling member's gambling. However, the amount used or lost in gambling was usually a lot more than they knew of, especially when the gambling member involved in illegal betting through bookmakers because they took money from their problem member's account once a week. The gambling member might chase back some losses within the week and the losses seemed to be small.

In fact, whether or not their gambling member was previously a gambler before the onset of pathological gambling, all participants agreed that gambling members' intentional cover-up of extreme gambling behaviour had made them unaware of the situation and made discovering the problem complicated. When gambling members started to become pathological gamblers, they did not want other people to know about it and tried many ways to cover up the gambling frequency and the amount of money lost in gambling. Switching off the phone, hiding away their passbook and letters from financial institutions, lying about their daily activities, etc. were some of the tactics gambling members used to avoid revealing of the problem. The problem was always unexposed until people from financial institutions or loansharks approached the family; or when gambling member disappeared and their office called home about their uninformed absence.

5.3.2 Onset and Reasons for Pathological Gambling

Although pathological gamblers in Section 1 said becoming pathological in gambling was a personal issue and was not caused by the HKJC's or casino's advertisements, media, or friends, many participants in this section said that friends' influence was the main contributing factor to

gambling members' problem behaviour. They believed that if their gambling member had no gambling friends, pathological gambling would not happen. Besides, participants also agreed that gambling members' character, values, childhood experience and first gambling experience were important causes of their problem gambling behaviour.

Some gambling members were defined by the participants as having no personal goal or no direction in life; therefore, they were easily influenced by other people. There were also gambling members who were low in self-esteem and when they got their gambling tips right, they felt happy, proud and self-assured. In the above cases, gambling members seemed to find themselves in gambling. Another cause similar to the reason reported by the pathological gamblers group was that gambling members believed that they would become superior or powerful if they were rich and no one would look down on them. These gambling members usually had low income and were aggressive in earning money. Some participants said that this could be explained by gambling members' upbringing. A few gambling members learned distorted values of gambling and money from their parents and some gambling members had no other materialistic enjoyment in their childhood. So after they grew up, they saw money as very important in life and as the only way to improve living. Apart from earning money from work, gambling was an alternative means for them to earn fast money as many won in their first or early gambling experience. Past winning experience had made them believe that bringing in extra money from gambling was easy. Thus, participation in gambling increased in frequency.

5.3.3 Harm Caused by Gambling Member's Pathological Gambling

Before receiving assistance from the professional, having a family member as a pathological gambler had been very distressing for participants. Their daily lives and relationships with the gambling member and friends were greatly affected. Participants claimed that there were lots of internal conflicts inside them.

Because of the gambling member's gambling, participants had lost a lot of money repaying the debts. It was not a single debt that they needed to pay but a series of debts from one or more financial institutions. A mother said she repaid her son's debts many times and all of her savings and provident funds were all gone. Some participants had experienced termination of telephone, gas and electricity services because there was no money in the family to pay for those fees. An extreme case was reported that the gambler's daughter had no money for lunch and for taking the bus to school. Not only were these debts a heavy burden for the family

financially, they also brought along disturbing phone calls and visits from the financial institutions and loansharks. They were scared to pick up the phone and answer the door. Participants were also annoyed and embarrassed by the strategies used by these financial agencies. They said that they somehow needed to suffer from these agencies' hassles because their gambling member had owed them money but these agencies should not approach or cause any inconvenience to their neighbours. They did not want other people to know about their family problem and they believed that their neighbour should not be disturbed. It was hard for them to face their neighbours.

Participants recalled that they had a better relationship with the gambling member before the problem occurred. They were happier and had more communication. But after the start of the problem, lies, a change in gambling member's character, unstable emotions of the gambling member, arguments, negative emotions in the family, etc. all made the relationship get worse. A loss of trust in the relationship also happened because the gambling member always promised to quit gambling but recurrent gambling behaviour and debts made participants feel their gambling member was no longer a trustworthy person. This really hurt the relationship because even when the gambling member told the truth, they did not believe that it was true and in return, the gambling member felt frustrated. For some participants, their relationships with relatives and friends were affected by the gambling member's pathological gambling as well. One reason was that they needed to borrow from their relatives or friends to solve the debts and these people felt that they should not help the gambling member. Another reason for poor relationships was that they had not received the sympathy or support they expected when they needed listening ears for their sufferings. They felt very upset and alone.

Inside the participants, there were lots of emotions they had to manage. Participants said they felt hopeless and helpless when the gambling member's problem gambling behaviour kept recurring. They really wanted to help but were unable to do so. They either had no knowledge of how to deal with the problem or they felt that their gambling member could not change. Sometimes, their helping hand seemed to have caused dependency on the part of the gambling member. However, they could not stop themselves from helping the gambling member because they did not want to lose him/her from the family. There were many dilemmas for the participants. They said when they were harsh towards their gambling member, they also needed to care about his/her feelings. Yet, their own feelings were often not taken care of by others.

5.3.4 Seeking Assistance

In an attempt to help their gambling member, participants had tried different methods to rescue their gambling member from pathological gambling. They tried to keep all the money of the gambling member and only gave a very small amount of money daily just enough to cover for a day's expense but the gambling member could still gamble through bookmakers, play mahjong at mahjong house, or go to casinos. They could do that because no immediate money was needed and loansharks were always available for money. For gambling members who fancied casino games, some participants had tried to keep the Hong Kong Identity Card of the gambling member. They thought that this could make the Macau trip impossible. However, they were shocked when loansharks came to them again. They then discovered that the gambling member replaced the Identity Card without their notice.

Participants were very tired about their gambling member's gambling problems after many unsuccessful attempts. They could not handle the problem by themselves anymore. At first, they did not know where to seek assistance. They were unaware of the counselling services specialized in this area. They said there were very limited advertisements and information on counselling services for pathological gambling before the legalization of football gambling. Some tried to search for that information from library but did not succeed. Many participants said they learned about this type of service accidentally from a very small corner in the newspaper or from a programme on T.V. A participant said she called T.V.B. about the contact information of the counselling agencies after watching that programme.

It was a difficult task to get the gambling member to go counselling even with the counselling information on hand. It was because many gambling members thought that they had no problem. Only one of the participants said it was her gambling member who requested to go for counselling. Others' gambling members were "invited" by the participants or other member of the family. Some participants were gentler in persuading the gambling member to receive counselling, while others used harsher tactics to push for participation. An example of a gentle approach was the use of the family's wellbeing to convince. The gambling member was told that the family was deeply hurt by his/her problem gambling behaviour and the only way to heal the family was to seek assistance from professionals. The use of money as a bargain was often used in persuading gambling members to go for counselling in the process. A few participants emphasized that family members of pathological gamblers must let the gambler know that the family really has no money to further help in repaying the debts. Some participants threatened their gambling member that refusal in receiving

treatment would lead to no financial assistance from the family. A participant used group pressure to make her brother to give in. She said after the family meeting, the whole family forced her brother to go counselling; otherwise, he would be kicked out from the family.

Participants realized that not all of the gambling members were enthusiastic about the treatment. They were still happy because they were relieved themselves. They were glad that counselling services were also available to family members of the pathological member. From the counselling and group sharing sessions, they learned the techniques to help gamblers. They realized that they should not expect a quick recovery from their gambling member. They also learned that repaying the debts at once would lead to recurrent of pathological gambling behaviour because solving the problem seemed to be easy for the gambling member. They should use extended payment instead. Apart from the technical issues, participants also found the support they wanted because people there had similar experiences and they were not the only one who suffered. Other people's experiences had also served as a reminder for them. After receiving counselling, their emotions were improved and they felt less pressure. Some participants started to forgive the gambling member and broken relationships were mended. All of the participants agreed that the role of family is important in the treatment process. They said if there was no support from the family, the treatment process would not succeed.

Participants claimed that information on the availability of counselling services was insufficient. In comparison, gambling information has certainly had more attention. Participants were not happy that the media has now projected gambling as a normal behaviour. There were programmes on T.V. teaching you how to gamble. Sports pages in newspaper seemed to be a bulletin of gambling information. Football is no longer a sport but a gambling activity. This could have a very bad influence for the teenagers because football is a popular sport for young people. The media should take the responsibility to educate people, especially the children, about the negative impacts of gambling. The media should have more coverage of the counselling services and broadcast the channels for assistance more frequently, so there would be a higher chance for people to obtain the information. They believed that reporting the shattered lives of pathological gamblers could serve as a warning for people reading the news. In terms of counselling services, apart from talks and counselling sessions, there should be more activities for both pathological gamblers and their family members in order to make the treatment process more interesting. Counselling centres should also work closely with social workers so that the counselling programmes could be more effective.

5.4 Social Gamblers

The group of social gamblers contained 3 females and 4 males. More than half of them were married and one was divorced/separated (Table 5.4). The ever married participants all had children. Most had achieved at least an upper secondary level of education. All participants were employed and mahjong was the most popular game for this group of participants.

Table 5.4 Background information of the participating social gamblers

Participants	Marital status	Children	Education level	Working status	Gambling activities preferred
1	Married	Yes	Tertiary (degree) or above	Employee	Mahjong
2	Married	Yes	Upper secondary	Self-employed	Missing
3	Single	No	Upper secondary	Employee	Horse racing, mahjong
4	Single	No	Upper secondary	Employee	Mahjong
5	Divorced/ Separated	Yes	Upper secondary	Employee	Missing
6	Married	Yes	Primary	Employee	Horse racing, football betting, casino games, mahjong
7	Married	Yes	Upper secondary	Employee	Horse racing, casino games, mahjong

5.4.1 First Gambling Experience

Most participants (6 participants) first gambled when they were in secondary school. A male participant did not engage in gambling until he started working. Apart from 1 participant who gambled on Mark 6, others all played mahjong in their first gambling experience. Their gambling partners usually involved family members, relatives, or friends. Although participants were teenagers at that time, their gambling partners did not mind teaching them the game. Many participants said they did not treat mahjong as a gambling activity when they first played this game. To them, it was only a game they played it for fun or out of curiosity. Participants said playing mahjong was either a very regular activity in their family when they were young or a common game during Chinese New Year. For this reason, no one in the family saw it as a problem for the young ones in the family.

5.4.2 Reasons for Participation in Gambling

Although participants lost in their first gambling experience, there were many reasons for their continual participation in gambling activities. On the personal side, participants said gambling actually brought them good emotions. They felt happy and excited during the process. It also released the pressure from daily lives because they treated it as a kind of entertainment, a mind game, a competition, or a social function with family, friends and colleagues. Of course, they also wanted to win when they engaged in gambling activities as it was like winning a competition. But more to it was that they could also check if they had made good predictions or if they were skilful enough for the games.

Participation also involved several external factors. Participants agreed that easier access to gambling activities, attractive pool size, special advertisements or information on gambling, winning, variety of playing methods and friends telling them special tips all triggered their participation in gambling activities. Friends' influence was not seen as an influencing cause of gambling as it is affected by personal character and personality.

5.4.3 Difference between Social Gamblers and Pathological Gamblers in their Gambling Pattern

Irrational gambling behaviour rarely happened among participants. From this group of participants, two distinct differences in gambling behaviour were identified between social gamblers and pathological gamblers. First of all, these participants did not believe that gambling could lead to prosperity. In the long run, losses or equal finish would be the outcome of gambling. Secondly, participants had better self-control than the pathological gamblers group. All rated their self-control to be at least 4 (out of a 5-point scale). They only gambled on an affordable amount and would not gamble on a tight budget. Moreover, they set limits to the money they spent in gambling. If they lost all the money, they would stop completely. One reason was that they could not afford a great loss of money and the serious consequences brought by pathological gambling. Also, some said losing the pre-set amount of money might have an implication that they were unlucky and chasing losses was no use. However, they said chasing losses was totally understandable because they sometimes had such temptation too.

5.4.4 Suggestions on Counselling Services and Public Education

Nearly all of the participants had not thought about stopping gambling because they claimed they were not serious gamblers and did not see the need to use the counselling service. Nonetheless, they believed that some improvements could be made to enhance the assistance services. They said access to counselling service was not easy. It was because there was insufficient promotion and advertisements of the availability of this kind of service. They argued that promotions and advertisements should be done through a diversity of channels so that the information could reach more people and also increase the chance of people in need to receive assistance. Clear defining guidelines could also help gamblers' families to detect early episode of pathological cases. Participants advised that the role of family support is very important during pathological gamblers' course of treatment.

Participants felt that there have been more frequent reports on different playing methods for various gambling activities and attractive pool size now, especially for the HKJC's activities. They believed this could increase people's participation in gambling activities. Although they disagreed with such an extensive coverage of gambling information, they said it would be impossible for the media to minimize the impact of gambling on the society. What the media could do was to inform, but not promote to the public gambling-related information. It should hold a neutral position in reporting without exaggeration. Besides, the media should handle the information promoting gambling inconspicuously, while the negative influence of it should be amplified.

5.5 Youth

There were 7 female participants for the youth group. Their age ranged from 18 years old to 24 years old. All were single. Two participants were students of tertiary level. Others were working with at least an upper secondary level of education. Table 5.5 shows the background information of the participants.

Table 5.5 Background information of the participating youth

Participants	Marital status	Education level	Working status	Gambling activities preferred
1	Single	Tertiary (non-degree)	Employee	Dislike gambling
2	Single	Upper secondary	Employee	Casino games, mahjong, poker
3	Single	Tertiary (degree) or above	Employee	Dislike gambling
4	Single	Upper secondary	Employee	Dislike gambling
5	Single	Matriculation	Employee	Mahjong
6	Single	Tertiary (degree) or above	Student	Mahjong, poker
7	Single	Tertiary (degree) or above	Student	Mark 6

5.5.1 First Gambling Experience

These youth participants were not frequent gamblers. Some claimed to be non-gamblers now. All the participants had engaged in some sort of gambling activities in the past. About half of them said their first gambling experience happened at the age of 18 when they became an adult. It seemed to be a ritual to bet on Mark 6 at the HKJC or participate in a gambling activity (in this case, mahjong) when turning 18 years old. It was their parents who invited or suggested participation because they had become a “legal” gambler. Other participants first gambled at a younger age. Two participants recalled that she played slots at an overseas casino when travelling with her parents at the age of 12. The remaining participants started by playing some gambling games with family members or relatives during the Chinese New Year gathering.

5.5.2 Reasons for Participating in Gambling Activities

It was found that people usually started gambling with the influence of family members or relatives and during Chinese New Year gatherings. Parents did not think that gambling is bad and actually introduced it to their child. Parents were usually gamblers and they found it as a normal activity. A few participants suggested that Chinese people were so used to treat gambling as a social function or an entertainment; therefore, people had not seen the negative side of it and widely practised among the Chinese culture. For example, a participant and her parents believed that gambling

could be an indicator of a person's fortune; therefore, parents seemed to be encouraging it.

Among the group, only a few participants won in their first gambling experience. All participants agreed that winning in gambling is rare and winning depends on luck. For some participants, although they did not see gambling as a fashionable activity, their personal experience was that gambling itself is actually very exciting and fun, so they still participated in gambling activities occasionally and attractive pool size would also increase their participation.

Some participants no longer engaged in gambling. A few said they stopped gambling after becoming a Christian. Other reasons for non-participation included unpopularity of gambling among friends, possible problems caused in relationships, having a serious gambler in the family, difficulty in learning gambling activities, not being a materialistic person, a waste of money and time, unbearable negative feelings after losing money and bad influence on personal image.

Because participants only had limited gambling experience, their reasons for participation were simple. However, there were several reasons they perceived as causes for other people's participation in gambling activities. As in their case, they said family and friends' influence, attractive pool size and excitement brought by gambling would affect people's participation. Winning in first gambling, attractive advertisements and testing of fortune were also influencing factors for gambling participation. Participants realized sometimes people gambled because they wanted to check if their predictions were correct. If yes, they would feel good about themselves. They also said winning and losing both would make people keeping on gambling because the former believed that they were lucky and hoping to win more and the latter wanted to chase back the losses. A socio-economic reason for gambling noted by participants was that poorer people were more likely to gamble because they would like to improve their lives and gambling had provided a means to earn extra money.

5.5.3 The Legalization of Football Betting

Before the legalization of football betting, the public was worried that this could lead to an increase of youth gambling and pathological gambling. Participants believed that there was an increased participation in football betting after the passing of the law and the gain in participation was mainly contributed by young people. There were several explanations of their claims. First, football betting was a newly authorized gambling activity by the Government in 2003, people might find it innovative after the long history of the usual games of Mark 6 and horse racing. People might want

to try its different types of playing methods. Second, football betting was illegal in the past. Betting on this game must be done through illegal channels, like bookmakers. Some people, especially young people, were unwilling to engage in illegitimate gambling. However, when football betting was legalized, what was an illegal act before became lawful. Those who had such a concern before did not need to worry anymore. Hence, participation increased. Third, football has always been a popular game among the younger population, especially for males. Prior to the legalization of football betting, young people liked to watch football games. This practice carried on after the Government approved football betting and placing bets just added more fun to the watching of the games. Fourth, there were comparatively more HKJC outlets and football gambling information available to the public than the past, making betting on this activity more convenient and accessible. Participants said there was lots of media coverage of football betting. Some complained that the amount of information was a lot more than enough but others said it was only demand and supply. The media just catered for the needs of the public.

5.5.4 Views on the Media

T.V., newspaper, family, relatives and friends were common channels where participants obtained gambling information. There were two groups of opinions on the stance of the media when handling gambling information. The first group did not think that the media should be blamed for problems caused by gambling, however more participants belonged to the second group who were not satisfied with reporting of gambling information.

The first group of participants said the media itself has no stance. The media would reflect market demand and provide the information of interest to the public. Moreover, the media only delivers the clients' message. If the Government purchased a time slot for promoting the channels and types of counselling services for gamblers, the media would deliver the message on that. If the HKJC purchased another time slot for advertising the different types of games available at the HKJC outlets, then it would disseminate the gambling information for the HKJC. So the information receivers should be held responsible for their information selection.

The second group of participants commented that the media has been irresponsible in delivering gambling information. An exaggerating and unbridled approach was taken to present gambling as an interesting and money-winning hobby but the negative impacts of it was rarely covered. They argued that the media should be self-disciplined and should also

reject clients' jobs that might be detrimental to the society. The media has an important role when treating gambling information because it has the power to deliver information to people at all levels. It should take up the responsibility to educate the public about the harm caused by gambling to enhance public awareness on gambling issues.

5.5.5 Suggestions on Counselling Services and Public Education

Participants generally agreed that the effort put in by the media, counselling agencies and the Government on public education was insufficient. The media should have the same amount of coverage on the channels for obtaining assistance and the negative influence of gambling as the information covered on different types of gambling. The media should take a neutral but firm position when handling gambling information. For counselling agencies, participants suggested that there should be more talks, activities and promotions organized in estates, community centres, schools, etc., so that people could have a better understanding of the negative effects of gambling. They stated that out-reach service is important because the public and problem gamblers would not go seek information or assistance actively. They also saw the needs of pathological gamblers' families and suggested counselling agencies help families' psychological wellbeing, as well as teaching them the financial management skills and the techniques to aid the gambling member. For example, telling family members of pathological gamblers that instead of giving money endlessly, families could choose to apply for bankruptcy. Participants realized that Chinese people do not want to disclose their family problems to others. They claimed that teaching the public to disregard the concept of "save face" and seek assistance when they have problems should be a more important issue. In fact, participants believed that counselling agencies actually would like to provide more services to people in-need but the resources allocated to them were not enough. The Government should assign more resources to different service sectors to help reduce the problems caused by gambling. A participant from the social services sector said it is very expensive to help a problem gambler and also very difficult to identify one problem gambler from the population; therefore, preventive measures should be taken before the start of the problem. As the age of gambling participation is decreasing, promotions in schools must not decrease. Participants argued that the media should not be the sole agent for public education, counselling agencies, schools, family, community, the Government, etc. should all be responsible for that and should work cooperatively in order to achieve desirable results.

5.6 Students

Seven students were recruited for this group, aged from 15 to 19 years. There was only 1 female student. Some students had a summer job before the discussion but at the time of the discussion, only 1 participant was still in the labour force. Two students completed F.3 and the rest finished F.5. Mahjong was reported as the most popular gambling activity among this group of students followed by poker and football betting. Table 5.6 shows the background information of students. Student participants will be referred as students in the following.

Table 5.6 Background information of the participating students

Participants	Age	Working now	Gambling activities engaged in	Reasons for participation
1	17	No	Mahjong, poker, Mark 6	Entertainment, a social activity
2	19	No	Football betting, poker	Exciting, entertainment, a social activity
3	17	No	Football betting	Exciting, entertainment, a social activity, release stress and pressure
4	19	No	Mahjong, poker	Entertainment, killing time, a social activity
5	16	Yes	Football betting, mahjong	Entertainment, killing time, a social activity
6	15	No	Mahjong, poker	Entertainment, killing time, forget troubles
7	15	No	Mahjong, poker	Entertainment, a social activity

5.6.1 First Gambling Experience

Some students gambled at a very young age as early as 6 years old. Others had their first try in their secondary school years which was not too long ago. Most students played mahjong when they first gambled. They claimed that their first participation was influenced by others. Unlike the other groups who started gambling with family members, only about half of the students' first gambling experience involved family members. Other students involved friends and classmates. Gambling with family members usually happened during Chinese New Year, while gambling with classmates and friends often took place at friends' house. There was a participant who betted on football when he first gambled and the bet was placed through local bookmakers by his friends. He said he was not sure how it was done; he only paid the money to his friends. It was found that students did not only bet for money in their first gambling. Snacks were also commonly used as stakes in students' gambling.

5.6.2 Reasons for Participating in Gambling Activities

When students were asked how much they liked gambling using a 5-point scale, most people rated themselves 3. Among these students, no one gambled because of hoping to get extra money. Rather, they gambled only when they had money. They said parents' and friends' influence was also the cause for their participation. Their parents and friends were gamblers and they saw participation in gambling as normal. Students said gambling was deeply rooted in the Chinese culture. It seemed to be a must-do activity during festivals and social gathering. Parents would not think that introducing gambling to their child was a problem.

Students said gambling is fun. When there was nothing to do, gambling could be a good activity to kill time. Students suggested that gambling was likely to happen when going camping. Moreover, they claimed that people could communicate with each other during gambling and gambling could connect people together. It could actually improve relationships. They said gambling had not affected their personal relationships and school work, except for one student who said he forgot to do his homework because he was immersed in online gambling. Another student said that both winning and losing could make a person to continue to engage in gambling activity. It was because the winning person would think more money could be won and the losing person would want to chase back the losses. This student recounted that he lost a lot of money when playing mahjong with friends because he kept on playing even he had not won a single game. He stopped when he lost two-thirds of his monthly pocket money. He felt so upset. But when someone asked him to gamble on a videogame competition another day, he accepted his friend's invitation

because he intended to win his pocket money back. However, he also lost in the videogame competition.

Students generally believed that there was no formula to win. They held different views about the skills and luck involved in winning. One group of students said it was games dependent but another group said it was knowledge dependent. For the games dependent group, students said games like poker and mahjong involved skills, while Mark 6 and horse racing depended on luck. Football would be a combination of both skills and luck. The knowledge dependent group claimed that if you knew the game, winning should depend on skills. However, if you were not familiar with the game, then winning could only happen by fortune. Two students said tips and odds could lead to winning. For example, a student's father used to get the tips from his friend who worked at the HKJC and he always won for the horse racing.

5.6.3 The Legalization of Football Betting

Participants believed that there was an increase in the participation of football betting after the Government legalized football betting. There were several reasons for their claim. First of all, football betting became more accessible to the public. For example, there was a student who had the experience of placing bets through local bookmakers. It was done through friends. After the legalization of football betting, he changed his football gambling channel from local bookmakers to HKJC. He could place the bet himself and the HKJC staff never checked his HKID even though he had not reached 18 years old. Another student said he had no access to bookmakers in the past; therefore, he did not gamble on football. Now, the HKJC has provided a channel for him to play this game. The second reason raised was that people would like to try this new game at the HKJC since for a long time the HKJC had only two types of games, Mark 6 and horse racing. A student claimed if another sport was legalized, he would like to have a try too. Third, students who liked football suggested that the results of football games were easier to predict and winning seemed to be easier than other gambling activities. Last, there was more media coverage on football gambling after it was legalized. This attracted people to bet on this game. Some students complained that even the school version of Ming Pao also talked about the correct score (波膽) of football betting in sports pages. They argued that this should be taken out from the school newspapers.

5.6.4 Views on the Media

The main channels for students to obtain gambling information were through newspapers, T.V. and internet. They said their participation in gambling activities was not affected by the media but the media has certainly encouraged people's gambling participation. Students said after the legalization of football betting, there was a lot more coverage about gambling in the media. The mass coverage was not only about football but also horse racing and other gambling activities. A female student said even she had no knowledge of horse racing, she also learned things about the Silent Witness (精英大師) as there were special programmes on T.V. and special pages in newspapers introducing it after it won many races. There were also more advertisements on the HKJC too. When the pool size was large, a tremendous increase in advertisements was found in the news to remind people to catch the chance to win money.

Students commented the media has taken an exaggerated approach in reporting the gambling related information. If a person won, there would be lots of reports on this winning incident. It seemed to project that once a person placed the bet, one must win for sure. In comparison, the negative effects of gambling were rarely covered in the media. The female student said even though the Silent Witness had won many matches in the past, the media did not need to present it as a hero and imply that Hong Kong is proud of it. She said the Silent Witness is only a horse.

One student argued that the media held no responsibility in reducing the harm caused by gambling because it is an unchangeable Chinese culture and a personal decision. On the other side, other students agreed that the media should do something to educate people because the media is powerful in delivering information to all levels of people. Students suggested that the media should decrease coverage and promotions on gambling activities. This could be done by taking away the sports pages and horse racing pages from the newspaper and having fewer programmes on T.V. It should also be careful in selecting their clients and should report more real cases of pathological gamblers to show the impact of problem gambling. More importantly is its integrity in reporting the gambling information without exaggeration.

5.6.5 Suggestions for Counselling Services and Public Education

Many students said their values on money had changed after they participated in the work force this summer. They became less materialistic and more cautious about money spending. However, apart from one male student, all said they would not stop gambling as they claimed that their

gambling participation was not serious at all. It would only be an entertainment for them. For this reason, they did not see the need to use the counselling services.

Students said there were little coverage and advertisements about the counselling services. A student said he had no knowledge of the availability of this kind of services. Another student knew that this kind of services was available but no extra information on that. A few students reported that they only saw the advertisement on T.V. once. Students deeply believed that more advertisements and promotions were needed. The use of the media, pop idols, public exhibitions, etc. could be effective means to increase people's knowledge and awareness. Students reminded that healthy and non-gambling pop idols must be used to achieve desirable effects since they realized many pop idols are gamblers. The use of real cases would be more powerful and influential than talks.

Parents' and schools' roles in educating young people were important. Students complained that parents always told them not to gamble or to reduce participation in gambling but parents themselves were gamblers. They were not good role models for their children. A student recalled that his parents told him not to participate in football betting after he placed a \$10 bet on a football match. Yet, his parents placed a bet of \$100 on Mark 6. If parents wish their children to listen to their teaching, they must not be gamblers or at least have to gamble less frequently than their children. Also, they must admit to their children their gambler status and not excuse themselves as just "playing" a game. For schools, they should invite people from the Government, the Non-government organisations and successful service receivers from counselling agencies to give talks on gambling issues.

6 Conclusions and Recommendations

6.1 General Public Gambling

The overall participation rate in gambling activities (around 80% in the last year) has remained stable over the last five years. However, there is a decline in the overall participation rate in illegal gambling activities (from around 4% to around 2%).

The fact that some people participate in both legal and illegal gambling activities demonstrates the need for continued efforts to combat illegal gambling through various measures including vigorous enforcement action and anti-gambling legislation, as well as ensuring that the regulatory system for existing authorised betting activities is effective in diverting gambling demand from the illegal to the legal outlets.

The decline in the reported rate of participation in football betting with local illegal and offshore bookmakers suggests that a significant part of the demand for football betting has been diverted to authorised channels since legal football betting was introduced in 2003.

On the other hand, the increase in football betting reflects the continuing trend of growing interest and participation in football betting in recent years. This trend is consistent with the results of other surveys done before and after the authorisation of football betting.

The Government has started to implement preventive and remedial measures to address gambling-related problems in a coordinated manner since September 2003 when the Ping Wo Fund was set up. Awareness of the new preventive and remedial measures is already 40.6%, which still leaves considerable room for improvement and suggests the need to further expand publicity of these measures. The Government needs to continue to communicate the messages to the general public through different channels. The focus groups indicate the need to educate not only gamblers, but also non-gamblers who may be part of the critical family support for problem gamblers.

While there is a modest increase in the estimated number of pathological gamblers in the society, as assessed using DSM-IV, the overall percentage share of problem and pathological gamblers in the community has remained stable (around 5%). This points to a continued need to provide appropriate remedial services for problem and pathological gamblers.

The risk factors for problem gambling have little predictive power, other than prevalence of many different forms of gambling. Hence, there is little value in profiling potential problem gamblers, other than recognizing that they can easily be targeted through their widespread participation in many forms of gambling. This suggests that participation in authorized gambling is a useful channel for making contact.

6.2 Youth Gambling

The most significant change in youth gambling is an overall drop in gambling prevalence, across age groups. It remains to be seen whether this drop will be sustained. If it is sustained, then this will suggest that the education measures have indeed had a positive impact. The only important increase in gambling is for soccer gambling, although, this also shows a switch away from illegal opportunities to the authorized (for adults) option with the Jockey Club. While the prevalence rates of secondary school students aged 12-19 have dropped (from 2.6% to 1.3% for pathological and from 4.5% to 1.3% for problem gambling), the rates amongst youth gamblers have stayed relatively stable. This highlights the importance of controlling participation in the underage population.

There are other important lessons from the youth survey. Firstly, many of the underage gamblers start gambling very young, with more than half having their first experience before the age of 12. This suggests the need to start gambling education in primary schools, particularly as overseas studies suggest that the younger a person starts to gamble, the more vulnerable he or she will be to gambling-related problems in the future.

Secondly, many underage gamblers bet with the help of family members and friends and among those respondents under 18 years who participated in football betting with Hong Kong Jockey Club, almost half were reported to have placed their bets through family members, relatives and friends. This highlights the importance of educating family members about the risks of gambling. Thirdly, it is of concern that a significant proportion of underage soccer gamblers report placing bets themselves in Jockey Club outlets, suggesting the need to improve the age checks being made there.

The population survey shows that many parents are already either changing their own gambling behaviour (52.9%) or educating their children (61.1%) about the risks of gambling. However, this still leaves considerable room for improvement and suggests the need to educate parents further on this critical role that they need to play, if future generations are to avoid gambling problems.

The media provide youth with easy access to gambling information and exposure to gambling activities, which could impact on their gambling behaviour over the longer term, although the most of the youth do not perceive the media as having a negative impact in this way. The Government can, of course, continue to call upon the media to handle betting information in a socially responsible manner such as separating such information from sports news, and adding sizable warning messages on betting in the news section.

As many young people first participated in gambling to kill time, there is also a need to inculcate in young people the concept of living a healthy and balanced life.

6.3 Focus Groups

The focus groups yield a wealth of detail about how people perceive gambling and how they handle it well or badly. It is clear that there are still many families who are unaware of the existence of support mechanisms to help they deal with problem gamblers in their family. This is critical, as their need for assistance is crystal clear and it is reassuring that some of the recent publicity has already helped some families to address the problems in a positive way. The focus groups also provide useful insight into why some youth start gambling so young, as many families consider gambling inherent in Chinese culture and do not seem to fully understand the risks for some members of the community who are unable to exert the necessary control.

Appendix A: References for Leung's Gambler Predictive Screening Tool

Leung, G.M. (2003). A Chinese screening instrument for detecting problem gamblers. *Gambling Research* , 15(2), 65-78. National Association for Gambling Studies. Australia.

Leung, G.M., Chow, S.L, and Chan, V.P.S. (2004). Leung's Gambler Predictive Screening Tool. PDCC, The University of Hong Kong.

Chow, S.L., Leung, G.M., Chan, V. (2004). A predictive/screening instrument for problem gamblers. *eCommunity: International Journal of Mental Health & Addiction*.

Appendix B: Questionnaire for the Telephone Survey

Hong Kong People's Participation in Gambling Activities

第一部份 自我介紹

Introduction

喂，你好，我姓[講出姓氏]，係香港大學社會科學研究中心打嚟嘅，我地受民政事務局委託，做緊一個有關香港人參與賭博嘅問卷調查，你嘅電話號碼係經電腦隨機抽樣出嚟嘅，希望你能夠抽些少時間幫我地回答一啲簡短嘅問題，整個調查大概係十五分鐘左右。而你嘅個人資料同你所提供嘅意見係絕對保密嘅。如果您有任何疑問，您可以致電 2241 5998 向港大嘅社會科學研究中心查詢。

Hello, I am [name of interviewer] calling from the Social Sciences Research Centre of the University of Hong Kong. We are now doing a survey commissioned by the Home Affairs Bureau on Hong Kong people's participation in gambling activities. We would be most grateful if you could spare 15 minutes to answer some questions for us. All information provided will be kept strictly confidential. Should you have any questions regarding this project, please call the Social Sciences Research Centre at 2241-5998.

v1 電話號碼 Telephone Number

v2 訪問員號碼 Interviewer Number

第二部份 選出被訪者

Respondent selection

v3 請問你屋企而家有冇 15-64 歲嘅人士，一星期有五晚喺度啱嘅呢？因為我地要隨機抽樣，請你叫即將生日果位(15-64 歲嘅人士)嚟聽電話。

Are there any household members who are aged 15-64 years and stay there at least 5 nights in a week? Because we are choosing a respondent randomly, please ask the one (aged 15-64) who will next have a birthday to answer the phone.

有 Yes

冇 (訪問員：訪問完：多謝合作。收線。) No (Interviewer: Interview ends: Thank you. Skip to end)

第三部份 問卷
Questionnaire

Section A: 六合彩
Mark Six

V4a) 請問你個人有冇曾經用自己嘅錢向香港賽馬會投注**六合彩**? (訪問員: 有需要時請讀出選項1-4。如受訪者不明白"有生以來", 請解釋為"曾參與以上嘅活動, 但過去一年沒有作投注")

Have you ever used your own money to buy **Mark Six tickets**? (Interviewer: Probe respondents Options 1-4 when necessary. If respondents are uncertain about the meaning of "Ever", please explain as "you had participated in this activity before but it did not happen within last year".)

- | | | |
|----------|------------------|----------------|
| 1. 過去一星期 | Last week | |
| 2. 過去一年 | Within last year | |
| 3. 有生以來 | Ever | => skip to V4c |
| 4. 沒有 | Never | => skip to V4c |
| 5. 唔記得 | Forgotten | => skip to V4c |
| 6. 拒絕回答 | Refuse to answer | => skip to V4c |

V4b) 如有, 喺過去一年內, 請問你**平均**每個月用幾多錢喺呢種活動上呢? (訪問員: 如受訪者說"不一定" 或"每月不同", 請他們取一個平均數。若受訪者只能說出一年用在這個活動嘅數目, 請在紀錄紙上註明。)

If yes, what is your **average** monthly expenditure last year? (Interviewer: If the monthly amount used on this activity varies, please ask respondents to take an average amount. If respondents can only tell you the yearly amount spent on this activity, please mark down on "Other Record Sheet".)

V4c) 請問你個人有冇曾經用自己嘅錢嚟投注**外圍六合彩**? (訪問員: 有需要時請讀出選項 1-4。)

Have you ever used your own money to buy **illegal Mark Six**? (Interviewer: Probe respondents Options 1-4 when necessary.)

- | | | |
|----------|------------------|----------------|
| 1. 過去一星期 | Last week | |
| 2. 過去一年 | Within last year | |
| 3. 有生以來 | Ever | => skip to V4e |
| 4. 沒有 | Never | => skip to V5a |
| 5. 唔記得 | Forgotten | => skip to V5a |
| 6. 拒絕回答 | Refuse to answer | => skip to V5a |

V4d) 如有, 喺過去一年內, 請問你**平均**每個月用幾多錢喺呢種活動上呢? (訪問員: 如受訪者說"不一定" 或"每月不同", 請他們取一個平均數。若受訪者只能說出一年用在這個活動嘅數目, 請在紀錄紙上註明。)

If yes, what is your **average** monthly expenditure last year? (Interviewer: If the monthly amount used on this activity varies, please ask respondents to take an average amount. If respondents can only tell you the yearly amount spent on this activity, please mark down on "Other Record Sheet".)

V4e) 你通常透過乜野渠道投注呢？(訪問員: 受訪者可答多項。要問受訪者 "仲有冇其他?")

Through which channels did you usually place bets on? (Interviewer: Accept multiple responses. Need to ask respondents, "Any more?")

- | | |
|---------------------|---|
| 1. 親身向中介人(艇仔)落注 | Through local bookmakers in person |
| 2. 透過電話向本地中介人(艇仔)落注 | Through local bookmakers by using telephone |
| 3. 長途電話 | Long-distance call |
| 4. 互聯網 | Internet |
| 5. 透過朋友落注 | Through friends |
| 6. 其他 (請註明: _____) | Others (please specify: _____) |
| 7. 唔清楚／好難講 | Not sure / difficult to say |
| 8. 拒絕回答 | Refuse to answer |

Section B: 賽馬 Horse Racing

V5a) 請問你個人有冇曾經用自己嘅錢向香港賽馬會投注賽馬？(訪問員: 有需要時請讀出選項 1-4)

Have you ever used your own money to **place bets on horse races through Hong Kong Jockey Club outlets**? (Interviewer: Probe respondents Options 1-4 when necessary)

- | | | |
|----------|------------------|----------------|
| 1. 過去一星期 | Last week | |
| 2. 過去一年 | Within last year | |
| 3. 有生以來 | Ever | => skip to V5c |
| 4. 沒有 | Never | => skip to V5c |
| 5. 唔記得 | Forgotten | => skip to V5c |
| 6. 拒絕回答 | Refuse to answer | => skip to V5c |

V5b) 如有，喺過去一年內，請問你平均每個月用幾多錢喺呢種活動上呢？(訪問員: 如受訪者說 "不一定" 或 "每月不同"，請他們取一個平均數。若受訪者只能說出一年用在這個活動嘅數目，請在紀錄紙上註明。)

If yes, what is your **average** monthly expenditure last year? (Interviewer: If the monthly amount used on this activity varies, please ask respondents to take an average amount. If respondents can only tell you the yearly amount spent on this activity, please mark down on "Other Record Sheet".)

V5c) 請問你個人有冇曾經用自己嘅錢向本地外圍投注香港賽馬？(訪問員: 有需要時請讀出選項 1-4)

Have you ever used your own money to **place bets on Hong Kong horse races through local bookmakers**? (Interviewer: Probe respondents Options 1-4 when necessary)

- | | | |
|----------|------------------|----------------|
| 1. 過去一星期 | Last week | |
| 2. 過去一年 | Within last year | |
| 3. 有生以來 | Ever | => skip to V5e |
| 4. 沒有 | Never | => skip to V5f |
| 5. 唔記得 | Forgotten | => skip to V5f |
| 6. 拒絕回答 | Refuse to answer | => skip to V5f |

V5d) 如有，喺過去一年內，請問你平均每個月用幾多錢喺呢種活動上呢？(訪問員：如受訪者說 "不一定" 或 "每月不同"，請他們取一個平均數。若受訪者只能說出一年用在這個活動嘅數目，請在紀錄紙上註明。)

If yes, what is your **average** monthly expenditure last year? (Interviewer: If the monthly amount used on this activity varies, please ask respondents to take an average amount. If respondents can only tell you the yearly amount spent on this activity, please mark down on "Other Record Sheet".)

V5e) 你通常透過乜野渠道投注外圍香港賽馬呢？(訪問員: 受訪者可答多項。要問受訪者 "仲有冇其他?")

Through which channels did you usually place bets on? (Interviewer: Accept multiple responses. Need to ask respondents, "Any more?")

- | | |
|--------------------|---|
| 1. 親身向中介人(艇仔)落注 | Through intermediary in person |
| 2. 透過電話向中介人(艇仔)落注 | Through intermediary by using telephone |
| 3. 互聯網 | Internet |
| 4. 透過朋友落注 | Through friends |
| 5. 其他 (請註明: _____) | Others (please specify: _____) |
| 6. 唔清楚／好難講 | Not sure / difficult to say |
| 7. 拒絕回答 | Refuse to answer |

V5f) 請問你個人有冇曾經用自己嘅錢向境外收受賭注者例如係外國嘅博彩公司投注香港賽馬？

Have you ever used your own money to **place bets on Hong Kong horse races through offshore bookmakers**? (Interviewer: Probe respondents Options 1-4 when necessary)

- | | | |
|----------|------------------|----------------|
| 1. 過去一星期 | Last week | |
| 2. 過去一年 | Within last year | |
| 3. 有生以來 | Ever | => skip to V5h |
| 4. 沒有 | Never | => skip to V5i |
| 5. 唔記得 | Forgotten | => skip to V5i |
| 6. 拒絕回答 | Refuse to answer | => skip to V5i |

V5g) 如有，喺過去一年內，請問你**平均**每個月用幾多錢喺呢種活動上呢？(訪問員：如受訪者說 "不一定" 或 "每月不同"，請他們取一個平均數。若受訪者只能說出一年用在這個活動嘅數目，請在紀錄紙上註明。)

If yes, what is your **average** monthly expenditure last year? (Interviewer: If the monthly amount used on this activity varies, please ask respondents to take an average amount. If respondents can only tell you the yearly amount spent on this activity, please mark down on "Other Record Sheet".)

V5h) 你通常透過乜野渠道投注呢？(訪問員: 受訪者可答多至 4 項。要問受訪者 "仲有冇其他?")

Through which channels did you usually place bets on? (Interviewer: Accept up to 4 responses. Need to ask respondents, "Any more?")

- | | |
|--------------------|--------------------------------|
| 1. 長途電話 | Long-distance call |
| 2. 互聯網 | Internet |
| 3. 透過朋友落注 | Through friends |
| 4. 其他 (請註明: _____) | Others (please specify: _____) |
| 5. 唔清楚／好難講 | Not sure / difficult to say |
| 6. 拒絕回答 | Refuse to answer |

V5i) 請問你個人有冇曾經用自己嘅錢喺**本港投注澳門賽馬**？(訪問員: 有需要時請讀出選項 1-4)

Have you ever used your own money to **place bets on Macau horse racing within Hong Kong**? (Interviewer: Probe respondents Options 1-4 when necessary)

- | | | |
|----------|------------------|----------------|
| 1. 過去一星期 | Last week | |
| 2. 過去一年 | Within last year | |
| 3. 有生以來 | Ever | => skip to V5k |
| 4. 沒有 | Never | => skip to V6a |
| 5. 唔記得 | Forgotten | => skip to V6a |
| 6. 拒絕回答 | Refuse to answer | => skip to V6a |

V5j) 如有，喺過去一年內，請問你**平均**每個月用幾多錢喺呢種活動上呢？(訪問員：如受訪者說 "不一定" 或 "每月不同"，請他們取一個平均數。若受訪者只能說出一年用在這個活動嘅數目，請在紀錄紙上註明。)

If yes, what is your **average** monthly expenditure last year? (Interviewer: If the monthly amount used on this activity varies, please ask respondents to take an average amount. If respondents can only tell you the yearly amount spent on this activity, please mark down on "Other Record Sheet".)

V5k) 你通常透過乜野渠道投注澳門賽馬呢？(訪問員: 受訪者可答多項。要問受訪者 "仲有冇其他?")

Through which channels did you usually place illegal bets on Macau horse races? (Interviewer: Accept multiple responses. Need to ask respondents, "Any more?")

- | | |
|---------------------|---|
| 1. 親身向中介人(艇仔)落注 | Through intermediary in person |
| 2. 透過電話向本地中介人(艇仔)落注 | Through intermediary by using telephone |
| 3. 以長途電話向澳門賽馬會落注 | Through Macau Jockey Club by Long-distance call |
| 4. 以互聯網向澳門賽馬會落注 | Through Macau Jockey Club on the Internet |
| 5. 透過朋友落注 | Through friends |
| 6. 其他 (請註明: _____) | Others (please specify: _____) |
| 7. 唔清楚／好難講 | Not sure / difficult to say |
| 8. 拒絕回答 | Refuse to answer |

Section C: 投注足球賽果 Bets on Football Games

V6a) 請問你個人有冇曾經用自己嘅錢向香港賽馬會投注足球賽果？(訪問員: 有需要時請讀出選項 1-4)

Have you ever used your own money to **place bets on football games through Hong Kong Jockey Club outlets**? (Interviewer: Probe respondents Options 1-4 when necessary)

- | | | |
|----------|------------------|----------------|
| 1. 過去一星期 | Last week | |
| 2. 過去一年 | Within last year | |
| 3. 有生以來 | Ever | => skip to V6c |
| 4. 沒有 | Never | => skip to V6c |
| 5. 唔記得 | Forgotten | => skip to V6c |
| 6. 拒絕回答 | Refuse to answer | => skip to V6c |

V6b) 如有，喺過去一年內，請問你**平均**每個月用幾多錢喺呢種活動上呢？(訪問員：如受訪者說 "不一定" 或 "每月不同"，請他們取一個平均數。若受訪者只能說出一年用在這個活動嘅數目，請在紀錄紙上註明。)

If yes, what is your **average** monthly expenditure last year? (Interviewer: If the monthly amount used on this activity varies, please ask respondents to take an average amount. If respondents can only tell you the yearly amount spent on this activity, please mark down on "Other Record Sheet".)

V6c) 請問你個人有冇曾經用自己嘅錢向本地外圍投注足球賽果？

(訪問員：有需要時請讀出選項 1-4)

Have you ever used your own money to **place bets on football games through local bookmakers**? (Interviewer: Probe respondents Options 1-4 when necessary)

- | | | |
|----------|------------------|----------------|
| 1. 過去一星期 | Last week | |
| 2. 過去一年 | Within last year | |
| 3. 有生以來 | Ever | => skip to V6e |
| 4. 沒有 | Never | => skip to V6f |
| 5. 唔記得 | Forgotten | => skip to V6f |
| 6. 拒絕回答 | Refuse to answer | => skip to V6f |

V6d) 如有，喺過去一年內，請問你**平均**每個月用幾多錢喺呢種活動上呢？(訪問員：如受訪者說 "不一定" 或 "每月不同"，請他們取一個平均數。若受訪者只能說出一年用在這個活動嘅數目，請在紀錄紙上註明。)

If yes, what is your **average** monthly expenditure last year? (Interviewer: If the monthly amount used on this activity varies, please ask respondents to take an average amount. If respondents can only tell you the yearly amount spent on this activity, please mark down on "Other Record Sheet".)

V6e) 你通常透過乜野渠道投注呢？(訪問員：受訪者可答多項。要問受訪者 "仲有冇其他?")

Through which channels did you usually place bets on? (Interviewer: Accept multiple responses. Need to ask respondents, "Any more?")

- | | |
|---------------------|---|
| 1. 親身向中介人(艇仔)落注 | Through intermediary in person |
| 2. 透過電話向本地中介人(艇仔)落注 | Through intermediary by using telephone |
| 3. 互聯網 | Internet |
| 4. 透過朋友落注 | Through friends |
| 5. 其他（請註明：_____） | Others (please specify:_____) |
| 6. 唔清楚／好難講 | Not sure / difficult to say |
| 7. 拒絕回答 | Refuse to answer |

V6f) 請問你個人有冇曾經用自己嘅錢向**境外**收受賭注者即係例如外國嘅博彩公司投注足球賽果？(訪問員：有需要時請讀出選項1-4)

Have you ever used your own money to **place bets on football games through offshore bookmakers**? (Interviewer: Probe respondents Options 1-4 when necessary)

- | | | |
|----------|------------------|----------------|
| 1. 過去一星期 | Last week | |
| 2. 過去一年 | Within last year | |
| 3. 有生以來 | Ever | => skip to V6h |
| 4. 沒有 | Never | => skip to V7a |
| 5. 唔記得 | Forgotten | => skip to V7a |
| 6. 拒絕回答 | Refuse to answer | => skip to V7a |

V6g) 如有，喺過去一年內，請問你**平均**每個月用幾多錢喺呢種活動上呢？(訪問員：如受訪者說 "不一定" 或 "每月不同"，請他們取一個平均數。若受訪者只能說出一年用在這個活動嘅數目，請在紀錄紙上註明。)

If yes, what is your **average** monthly expenditure last year? (Interviewer: If the monthly amount used on this activity varies, please ask respondents to take an average amount. If respondents can only tell you the yearly amount spent on this activity, please mark down on "Other Record Sheet".)

V6h) 你通常透過乜渠道投注呢？(訪問員：受訪者可答多至 4 項。要問受訪者“仲有冇其他?”)

Through which channels did you usually place bets on? (Interviewer: Accept up to 4 responses. Need to ask respondents, "Any more?")

- | | |
|------------------|-------------------------------|
| 1. 長途電話 | Long-distance call |
| 2. 互聯網 | Internet |
| 3. 透過朋友落注 | Through friends |
| 4. 其他（請註明：_____） | Others (please specify:_____) |
| 5. 唔清楚／好難講 | Not sure / difficult to say |
| 6. 拒絕回答 | Refuse to answer |

Section D: 投注其他運動項目賽果(足球除外)(本地/境外)
Bets on Other Sporting Events (except Football Games) (Onshore/Offshore)

V7a) 請問你個人有冇曾經用自己嘅錢向本地外圍投注其他運動項目嘅賽果呢？但係唔包括足球嘅項目(請說明：_____) (訪問員：有需要時請讀出選項 1-4)

Have you ever used your own money to **place bets on other sporting events (except football games) through local bookmakers**? (Please specify: _____)

(Interviewer: Probe respondents Options 1-4 when necessary)

- | | | |
|----------|------------------|----------------|
| 1. 過去一星期 | Last week | |
| 2. 過去一年 | Within last year | |
| 3. 有生以來 | Ever | => skip to V7c |
| 4. 沒有 | Never | => skip to V7d |
| 5. 唔記得 | Forgotten | => skip to V7d |
| 6. 拒絕回答 | Refuse to answer | => skip to V7d |

V7b) 如有，喺過去一年內，請問你**平均**每個月用幾多錢喺呢種活動上呢？(訪問員：如受訪者說 "不一定" 或 "每月不同"，請他們取一個平均數。若受訪者只能說出一年用在這個活動嘅數目，請在紀錄紙上註明。)

If yes, what is your **average** monthly expenditure last year? (Interviewer: If the monthly amount used on this activity varies, please ask respondents to take an average amount. If respondents can only tell you the yearly amount spent on this activity, please mark down on "Other Record Sheet".)

V7c) 你通常透過乜渠道投注呢？(訪問員: 受訪者可答多項。要問受訪者“仲有冇其他?”)

Through which channels did you usually place bets on? (Interviewer: Accept multiple responses. Need to ask respondents, “Any more?”)

- | | |
|---------------------|---|
| 1. 親身向中介人(艇仔)落注 | Through intermediary in person |
| 2. 透過電話向本地中介人(艇仔)落注 | Through intermediary by using telephone |
| 3. 互聯網 | Internet |
| 4. 透過朋友落注 | Through friends |
| 5. 其他(請註明: _____) | Others (please specify: _____) |
| 6. 唔清楚／好難講 | Not sure / difficult to say |
| 7. 拒絕回答 | Refuse to answer |

V7d) 請問你個人有冇曾經用自己嘅錢向境外收受賭注者即係例如外國嘅博彩公司投注其他運動項目嘅賽果呢？但係唔包括足球嘅項目(請說明: _____)(訪問員: 有需要時請讀出選項 1-4)

Have you ever used your own money to **place bets on other sporting events (except football games) through offshore bookmakers**? (Please specify: _____) (Interviewer: Probe respondents Options 1-4 when necessary)

- | | | |
|----------|------------------|----------------|
| 1. 過去一星期 | Last week | |
| 2. 過去一年 | Within last year | |
| 3. 有生以來 | Ever | => skip to V7f |
| 4. 沒有 | Never | => skip to V8a |
| 5. 唔記得 | Forgotten | => skip to V8a |
| 6. 拒絕回答 | Refuse to answer | => skip to V8a |

V7e) 如有，喺過去一年內，請問你平均每個月用幾多錢喺呢種活動上呢？(訪問員: 如受訪者說“不一定”或“每月不同”，請他們取一個平均數。若受訪者只能說出一年用在這個活動嘅數目，請在紀錄紙上註明。)

If yes, what is your **average** monthly expenditure last year? (Interviewer: If the monthly amount used on this activity varies, please ask respondents to take an average amount. If respondents can only tell you the yearly amount spent on this activity, please mark down on “Other Record Sheet”.)

V7f) 你通常透過乜野渠道投注呢？(訪問員: 受訪者可答多至 4 項。要問受訪者“仲有冇其他?”)

Through which channels did you usually place bets on? (Interviewer: Accept up to 4 responses. Need to ask respondents, “Any more?”)

- | | |
|-------------------|--------------------------------|
| 1. 長途電話 | Long-distance call |
| 2. 互聯網 | Internet |
| 3. 透過朋友落注 | Through friends |
| 4. 其他(請註明: _____) | Others (please specify: _____) |
| 5. 唔清楚／好難講 | Not sure / difficult to say |
| 6. 拒絕回答 | Refuse to answer |

Section E: 麻雀館打麻雀
Mahjong in a mahjong house

V8a) 請問你個人有冇曾經用自己嘅錢到**麻雀館打麻雀**? (訪問員: 有需要時請讀出選項1-4)

Have you ever used your own money to **play mahjong in mahjong houses**?
(Interviewer: Probe respondents Options 1-4 when necessary)

- | | | |
|----------|------------------|----------------|
| 1. 過去一星期 | Last week | |
| 2. 過去一年 | Within last year | |
| 3. 有生以來 | Ever | => skip to V9a |
| 4. 沒有 | Never | => skip to V9a |
| 5. 唔記得 | Forgotten | => skip to V9a |
| 6. 拒絕回答 | Refuse to answer | => skip to V9a |

V8b) 如有，喺過去一年內，請問你**平均**每個月用幾多錢喺呢種活動上呢? (訪問員: 如受訪者說 "不一定" 或 "每月不同", 請他們取一個平均數。若受訪者只能說出一年用在這個活動嘅數目, 請在紀錄紙上註明。)

If yes, what is your **average** monthly expenditure last year? (Interviewer: If the monthly amount used on this activity varies, please ask respondents to take an average amount. If respondents can only tell you the yearly amount spent on this activity, please mark down on "Other Record Sheet".)

Section F: 賭船
Floating Casino

V9a) 請問你個人有冇曾經用自己嘅錢到由**香港開出嘅賭船賭博**? (訪問員: 有需要時請讀出選項1-4)

Have you ever used your own money to **gamble on floating casino departing from Hong Kong**? (Interviewer: Probe respondents Options 1-4 when necessary)

- | | | |
|----------|------------------|-----------------|
| 1. 過去一星期 | Last week | |
| 2. 過去一年 | Within last year | |
| 3. 有生以來 | Ever | => skip to V10a |
| 4. 沒有 | Never | => skip to V10a |
| 5. 唔記得 | Forgotten | => skip to V10a |
| 6. 拒絕回答 | Refuse to answer | => skip to V10a |

V9b) 如有，喺過去一年內，請問你**平均**每個月用幾多錢喺呢種活動上呢? (訪問員: 如受訪者說 "不一定" 或 "每月不同", 請他們取一個平均數。若受訪者只能說出一年用在這個活動嘅數目, 請在紀錄紙上註明。)

If yes, what is your **average** monthly expenditure last year? (Interviewer: If the monthly amount used on this activity varies, please ask respondents to take an average amount. If respondents can only tell you the yearly amount spent on this activity, please mark down on "Other Record Sheet".)

Section G: 澳門賭場
Macau Casino

V10a) 請問你個人有冇曾經用自己嘅錢到澳門嘅賭場賭博? (訪問員: 有需要時請讀出選項1-4)

Have you ever used your own money to **gamble at Macau casino**?

(Interviewer: Probe respondents Options 1-4 when necessary)

- | | | |
|----------|------------------|-----------------|
| 1. 過去一星期 | Last week | |
| 2. 過去一年 | Within last year | |
| 3. 有生以來 | Ever | => skip to V11a |
| 4. 沒有 | Never | => skip to V11a |
| 5. 唔記得 | Forgotten | => skip to V11a |
| 6. 拒絕回答 | Refuse to answer | => skip to V11a |

V10b) 如有, 係過去一年內, 請問你平均每個月用幾多錢喺呢種活動上呢? (訪問員: 如受訪者說 "不一定" 或 "每月不同", 請他們取一個平均數。若受訪者只能說出一年用在這個活動嘅數目, 請在紀錄紙上註明。)

If yes, what is your **average** monthly expenditure last year? (Interviewer: If the monthly amount used on this activity varies, please ask respondents to take an average amount. If respondents can only tell you the yearly amount spent on this activity, please mark down on "Other Record Sheet".)

Section H: 網上賭場
Online Casino

V11a) 請問你個人有冇曾經用自己嘅錢喺網上賭場賭博? (訪問員: 有需要時請讀出選項1-4)

Have you ever used your own money to **place bets on online casino**?

(Interviewer: Probe respondents Options 1-4 when necessary)

- | | | |
|----------|------------------|-----------------|
| 1. 過去一星期 | Last week | |
| 2. 過去一年 | Within last year | |
| 3. 有生以來 | Ever | => skip to V12a |
| 4. 沒有 | Never | => skip to V12a |
| 5. 唔記得 | Forgotten | => skip to V12a |
| 6. 拒絕回答 | Refuse to answer | => skip to V12a |

V11b) 如有, 係過去一年內, 請問你平均每個月用幾多錢喺呢種活動上呢? (訪問員: 如受訪者說 "不一定" 或 "每月不同", 請他們取一個平均數。若受訪者只能說出一年用在這個活動嘅數目, 請在紀錄紙上註明。)

If yes, what is your **average** monthly expenditure last year? (Interviewer: If the monthly amount used on this activity varies, please ask respondents to take an average amount. If respondents can only tell you the yearly amount spent on this activity, please mark down on "Other Record Sheet".)

Section I: 同親戚朋友賭博
Gambling with Relatives / Friends

V12a) 請問你個人有冇曾經用自己嘅錢同親戚朋友賭錢，例如：打麻雀、賭啤牌或者打賭球賽嘅賽果？(訪問員：有需要時請讀出選項 1-4)
Have you ever used your own money to **gamble with relatives and/or friends** (e.g. mahjong, card games, or football betting)? (Interviewer: Probe respondents Options 1-4 when necessary)

- | | | |
|----------|------------------|-----------------|
| 1. 過去一星期 | Last week | |
| 2. 過去一年 | Within last year | |
| 3. 有生以來 | Ever | => skip to V13a |
| 4. 沒有 | Never | => skip to V13a |
| 5. 唔記得 | Forgotten | => skip to V13a |
| 6. 拒絕回答 | Refuse to answer | => skip to V13a |

V12b) 如有，喺過去一年內，請問你平均每個月用幾多錢喺呢種活動上呢？(訪問員：如受訪者說 "不一定" 或 "每月不同"，請他們取一個平均數。若受訪者只能說出一年用在這個活動嘅數目，請在紀錄紙上註明。)
If yes, what is your **average** monthly expenditure last year? (Interviewer: If the monthly amount used on this activity varies, please ask respondents to take an average amount. If respondents can only tell you the yearly amount spent on this activity, please mark down on "Other Record Sheet".)

Section J: 其他活動
Other Activities

V13) 請問你個人有冇曾經用自己嘅錢嚟參與其他以下?活動呢？(訪問員：有需要時請讀出選項1-4)
Have you ever used your own money to participate in the following activities? (Interviewer: Probe respondents Options 1-4 when necessary)

V13a) 投注澳門跑狗賽事
Placing bets on dog racing in Macau

- | | |
|----------|------------------|
| 1. 過去一星期 | Last week |
| 2. 過去一年 | Within last year |
| 3. 有生以來 | Ever |
| 4. 沒有 | Never |
| 5. 唔記得 | Forgotten |
| 6. 拒絕回答 | Refuse to answer |

V13b) 買獎券 (包括慈善獎券)

Buying lottery tickets (incl. lottery tickets of charitable organizations)

- | | |
|----------|------------------|
| 1. 過去一星期 | Last week |
| 2. 過去一年 | Within last year |
| 3. 有生以來 | Ever |
| 4. 沒有 | Never |
| 5. 唔記得 | Forgotten |
| 6. 拒絕回答 | Refuse to answer |

V13c) 投注輪盤

Placing bets on roulette

- | | |
|----------|------------------|
| 1. 過去一星期 | Last week |
| 2. 過去一年 | Within last year |
| 3. 有生以來 | Ever |
| 4. 沒有 | Never |
| 5. 唔記得 | Forgotten |
| 6. 拒絕回答 | Refuse to answer |

V13d) 投注十三張

Playing card 13

- | | |
|----------|------------------|
| 1. 過去一星期 | Last week |
| 2. 過去一年 | Within last year |
| 3. 有生以來 | Ever |
| 4. 沒有 | Never |
| 5. 唔記得 | Forgotten |
| 6. 拒絕回答 | Refuse to answer |

V13e) 賭廿一點

Betting on blackjack

- | | |
|----------|------------------|
| 1. 過去一星期 | Last week |
| 2. 過去一年 | Within last year |
| 3. 有生以來 | Ever |
| 4. 沒有 | Never |
| 5. 唔記得 | Forgotten |
| 6. 拒絕回答 | Refuse to answer |

V13f) 賭橋牌

Betting on bridge games

- | | |
|----------|------------------|
| 1. 過去一星期 | Last week |
| 2. 過去一年 | Within last year |
| 3. 有生以來 | Ever |
| 4. 沒有 | Never |
| 5. 唔記得 | Forgotten |
| 6. 拒絕回答 | Refuse to answer |

V13g) 吃角子老虎機等

Playing slots

- | | |
|----------|------------------|
| 1. 過去一星期 | Last week |
| 2. 過去一年 | Within last year |
| 3. 有生以來 | Ever |
| 4. 沒有 | Never |
| 5. 唔記得 | Forgotten |
| 6. 拒絕回答 | Refuse to answer |

V13h) 賭牌九

Playing pai kao

- | | |
|----------|------------------|
| 1. 過去一星期 | Last week |
| 2. 過去一年 | Within last year |
| 3. 有生以來 | Ever |
| 4. 沒有 | Never |
| 5. 唔記得 | Forgotten |
| 6. 拒絕回答 | Refuse to answer |

V13i) 買大小

Betting on cussec

- | | |
|----------|------------------|
| 1. 過去一星期 | Last week |
| 2. 過去一年 | Within last year |
| 3. 有生以來 | Ever |
| 4. 沒有 | Never |
| 5. 唔記得 | Forgotten |
| 6. 拒絕回答 | Refuse to answer |

V13j) 買番攤

Playing fan-tan

- | | |
|----------|------------------|
| 1. 過去一星期 | Last week |
| 2. 過去一年 | Within last year |
| 3. 有生以來 | Ever |
| 4. 沒有 | Never |
| 5. 唔記得 | Forgotten |
| 6. 拒絕回答 | Refuse to answer |

V13k) 買摘毫

Tossing coins

- | | |
|----------|------------------|
| 1. 過去一星期 | Last week |
| 2. 過去一年 | Within last year |
| 3. 有生以來 | Ever |
| 4. 沒有 | Never |
| 5. 唔記得 | Forgotten |
| 6. 拒絕回答 | Refuse to answer |

V13l) 買字花

Betting on zihua

- | | |
|----------|------------------|
| 1. 過去一星期 | Last week |
| 2. 過去一年 | Within last year |
| 3. 有生以來 | Ever |
| 4. 沒有 | Never |
| 5. 唔記得 | Forgotten |
| 6. 拒絕回答 | Refuse to answer |

V14a) 請問你有冇打算為免子女參與賭博而避免賭博或減少進行有關嘅活動?

Have you thought of avoiding or reducing participation in gambling or gambling-related activities so as to prevent your children from participating in gambling?

- | | | |
|---------|--------------|----------------|
| 1. 有 | Yes | |
| 2. 沒有 | No | |
| 3. 沒有賭 | Never gamble | |
| 4. 沒有子女 | No children | => skip to V15 |

V14b) 請問你有冇教育子女關於賭博嘅風險同埋禍害?

Have you ever educated your children about the risk and negative impact of gambling?

- | | |
|-------|-----|
| 1. 有 | Yes |
| 2. 沒有 | No |

V15) 請問你嘅父親或母親有無試過欠賭債？(訪問員: 請讀出選項 1-4)

Did your father or mother ever have any gambling debts? (Interviewer: Please read out Options 1-4)

- | | |
|--------------|---------------------------------|
| 1. 父親試過 | Father did have |
| 2. 母親試過 | Mother did have |
| 3. 父親及母親都試過 | Both father and mother did have |
| 4. 父親及母親都無試過 | Both neither |
| 5. 唔知道/唔記得 | Don't know / Forgotten |
| 6. 拒絕回答 | Refuse to answer |

Section K: 賭博經驗

Gambling history

【留意：此題只適合有參與過任何一種賭博活動之受訪者回答。如V4a, 4c, 5a, 5c, 5f, 5i, 6a, 6c, 6f, 7a, 7d, 8a, 9a, 10a, 11a, 12a, 13a, 13c – 13l 都選 4, 5, 或 6，以及在 V13b 選擇任何答案，跳到V32】 [Note: This question can only be answered by the respondent who has participated in any gambling activities. If a respondent has selected Option 4, 5, or 7 in all of the following questions: V4a, 4c, 5a, 5c, 5e, 5i, 6a, 6c, 6f, 7a, 7d, 8a, 9a, 10a, 11a, 12a, 13a, 13c – 13l, and any of the options in V13b, then skip to V32]

V16a) 請問你第一次賭博嘅時候係幾多歲？[(98=唔清楚或唔記得) (99=拒絕回答)] (如果受訪者忘記實數年齡，可用 5 來作一個範圍詢問)

At what age did you first bet? [Not sure or Forgotten = 98; Refuse to answer = 99] (Use a 5-year range to probe respondents if they forgot the actual age of their first bet)

實數

Actual age

V16b) 請問係邊個提議或者影響你參與嗰次賭博活動？(訪問員: 有需要時請讀出答案 1-9)

Who invited or persuaded you to participate in the game? (Interviewer: Probe respondents Options 1-9 when necessary)

- | | |
|-----------------------|------------------------------------|
| 1. 自己 | I invited others |
| 2. 朋友或同學 | Friends or schoolmates |
| 3. 兄弟姐妹 | Siblings |
| 4. 父母或祖父母 | Parents or grandparents |
| 5. 其他親戚 | Other relatives |
| 6. 同事 | Colleagues |
| 7. 大眾媒體 | Mass media |
| 8. 馬會宣傳 | Hong Kong Jockey Club's promotions |
| 9. 賭場廣告 | Casinos ads |
| 10. 其他原因 (請說明: _____) | Others (please specify: _____) |
| 11. 唔記得 | Do not remember |
| 12. 拒絕回答 | Refuse to answer |

V16c) 嗰次賭博係乜嘢原因? (可選多項) (訪問員: 要問受訪者 “仲有冇其他?”)
 What were the reasons for participating in that gambling activity? (Accept multiple responses) (Interviewer: Ask respondents, “Any more?”)

- | | |
|----------------------|--------------------------------|
| 1. 好奇心 | Curiosity |
| 2. 找刺激 | Excitement seeking |
| 3. 碰運氣 | Trying my luck |
| 4. 希望贏錢 | Hoping to win |
| 5. 逢場作興 | Just for fun |
| 6. 消磨時間 | Killing the time |
| 7. 應酬別人 | Entertaining other people |
| 8. 其他原因 (請說明: _____) | Others (Please specify: _____) |
| 9. 唔記得 | Do not remember |

V16d) 嗰次係用自己嘅錢嗎?
 Did you use your own money that time?

- | | |
|--------|-----------------|
| 1. 是 | Yes |
| 2. 不是 | No |
| 3. 唔記得 | Do not remember |

V16e). 嗰次賭博活動嘅成績係點樣? (訪問員: 有需要時請讀出答案1-3)
 What was the result of the game? (Interviewer: Probe respondents Options 1-3 when necessary)

- | | |
|---------|-----------------|
| 1. 贏錢 | I won |
| 2. 無贏無輸 | Tied |
| 3. 輸錢 | I lost |
| 4. 唔記得 | Do not remember |

V16f). 嗰次活動後幾時再參與賭博活動? (訪問員: 有需要時請讀出答案1-5)
 When did you participate in gambling activity again after that first time experience? (Interviewer: Probe respondents Options 1-5 when necessary)

- | | |
|---------------------|----------------------------------|
| 1. 同一星期內 | Within the same week |
| 2. 同一個月內 | Within the same month |
| 3. 數個月內 | Within several months |
| 4. 同一年內 | Within the same year |
| 5. 數年後 | Several years later |
| 6. 唔記得 | Do not remember |
| 7. 沒有再賭錢 (跳到第 18 題) | Never gamble again (Skip to V18) |

V17) 有乜嘢原因令你繼續賭博? (可選多項) (訪問員: 要問受訪者 “仲有冇其他?”)
 What were the reasons for continuing to gamble? (Accept multiple responses)
 (Interviewer: Ask respondents, “Any more?”)

- | | |
|--------------------|--------------------------------------|
| 1. 很開心/興奮 | Happiness |
| 2. 很緊張刺激 | Excitement |
| 3. 測試運氣 | Testing my luck |
| 4. 想贏錢 | Hoping to win money |
| 5. 想提高技術 | Hoping to enhance gambling skills |
| 6. 消磨時間 | Killing the time |
| 7. 應酬別人 | Entertaining other people |
| 8. 解悶消愁 | Escaping from sadness and/or boredom |
| 9. 其他 (請說明: _____) | Others (Please specify: _____) |

V18) 請問你現時賭博嘅頻率係 : (訪問員: 請讀出選項 1-5)
 How often do you gamble now? (Interviewer: Read out Options 1-5)

- | | |
|--------|-------------------------------------|
| 1. 每天 | Daily |
| 2. 每星期 | Weekly |
| 3. 每月 | Monthly (skip to v20) |
| 4. 每半年 | Bi-yearly (skip to v20) |
| 5. 每年 | Yearly (skip to v20) |
| 6. 不再賭 | Do not gamble anymore (skip to v23) |

V19) 請問你喺過去一週賭錢嘅成績係: (訪問員: 請讀出選項 1-3)
 In the past one week, how often did you win? (Interviewer: Read out Options 1-3)

- | | |
|---------|-------------------------|
| 1. 贏多輸少 | I won most of the time |
| 2. 無贏無輸 | Tied |
| 3. 輸多贏少 | I lost most of the time |
| 4. 唔記得 | Do not remember |

V20) 請問你喺過去一年嚟賭錢嘅成績係: (訪問員: 請讀出選項 1-3)
 In the past one year, how often did you win? (Interviewer: Read out Options 1-3)

- | | |
|---------|-------------------------|
| 1. 贏多輸少 | I won most of the time |
| 2. 無贏無輸 | Tied |
| 3. 輸多贏少 | I lost most of the time |
| 4. 唔記得 | Do not remember |

V21) 請問你多數喺乜嘢地方賭錢? (可選多項) (訪問員: 要問受訪者 “仲有冇其他?”)

Where do you usually gamble? (Accept multiple responses) (Interviewer: Ask respondents, “Any more?”)

- | | |
|---------------------|--------------------------------|
| 1. 投注站 | Jockey Club Outlets |
| 2. 賽馬場 | Race Course |
| 3. 賭場 | Casino |
| 4. 賭船 | Floating casino |
| 5. 俱樂部 | Clubs |
| 6. 食肆 | Restaurants |
| 7. 酒吧 | Pubs |
| 8. 娛樂場所 | Entertainment venues |
| 9. 網上 | Internet |
| 10. 家中/朋友家 | Home/Friend's house |
| 11. 用電話投注 | Telephone betting |
| 11. 其他 (請說明: _____) | Others (Please specify: _____) |
| 12. 不適用 | Not applicable |

V22) 請問你現時嘅賭本大約係每月收入嘅百分之幾? (訪問員: 請讀出選項 1-9)

(註: 有關現時的賭本可從受訪者現時的賭博頻率(v18)作計算。如受訪者未能講出賭本對每月收入的比例或講的答案不是以下選項內，請在紀錄紙上寫下答案。)

What is your best estimate of how much of your income is used on betting?

(Interviewer: Please read out Options 1-9) (Note: Regarding present stake, please refer to V18 for respondent's present gambling frequency. If respondents cannot tell the proportion of stake and monthly income **or** the percentage given does not belong to the following categories, please mark down the response on “Other Record Sheet”)

1. > 100% (請說明%: _____) More than 100% (Please specify %: _____)
2. 100%
3. 75%
4. 50%
5. 25%
6. 10%
7. 5%
8. <5%
9. 0%

V23) 你有無試過欠賭債?

Did you ever have any gambling debts?

- | | | |
|---------|------------------|----------------|
| 1. 有 | Yes | |
| 2. 無 | No | => skip to V26 |
| 3. 唔記得 | Forgotten | => skip to V26 |
| 4. 拒絕回答 | Refuse to answer | => skip to V26 |

V24) 請問你現時嘅賭債大約係每月收入嘅百分之幾? (訪問員: 請讀出選項 1-9)
(註: 如受訪者未能講出賭債對每月收入的比例 或講的答案不是以下選項內, 請在紀錄紙上寫下答案。)

What is your best estimate of how much of your income is used to repay gambling debts? (Interviewer: Please read out Options 1-9) (Note: If respondents cannot tell the proportion of debt and monthly income **or** the percentage given does not belong to the following categories, please mark down the response on “Other Record Sheet”)

1. > 100% (請說明%: _____) More than 100% (Please specify %: _____)
2. 100%
3. 75%
4. 50%
5. 25%
6. 10%
7. 5%
8. <5%
9. 0%

V25) 係點樣清還賭債? (可選多項)

How did you repay your gambling debt? (Accept multiple responses)

- | | |
|---------------------|--------------------------------|
| 1. 家人 | Family members |
| 2. 朋友 | Friends |
| 3. 親戚 | Relatives |
| 4. 同事 | Colleagues |
| 5. 公司 | Company |
| 6. 信用卡 | Credit cards |
| 7. 銀行 | Banks |
| 8. 贏了錢還 | Winning stakes |
| 9. 自己還(如每月出糧還) | By myself (e.g. from salary) |
| 10. 其他 (請說明: _____) | Others (Please specify: _____) |

V26) 請問下列各項事情係過去一年有冇曾經發生在你身上呢？

閣下只須回答有定係無。

Did the following incidents ever happen to you in the past one year?

You only need to answer Yes or No.

V26a) 腦海裡經常記掛住有關賭博嘅事項，例如過往參與賭博嘅情形、計劃下次賭博、或者點樣籌集賭本嘅問題。

I am preoccupied with gambling (e.g. reliving past gambling experiences, planning the next gambling venture, or thinking of ways to get money to gamble).

- | | |
|---------|------------------|
| 1. 有 | Yes |
| 2. 無 | No |
| 3. 唔記得 | Don't remember |
| 4. 拒絕回答 | Refuse to answer |

V26b) 為咗要得到想要嘅刺激，而需要不斷加大賭注。

I increase larger bets, or greater risks, to continue to produce the desired level of excitement.

- | | |
|---------|------------------|
| 1. 有 | Yes |
| 2. 無 | No |
| 3. 唔記得 | Don't remember |
| 4. 拒絕回答 | Refuse to answer |

V26c) 曾經嘗試控制、減少或者停止賭博，但係都不成功。

I continue to gamble despite repeated efforts to control, cut back, or stop the behavior.

- | | |
|---------|------------------|
| 1. 有 | Yes |
| 2. 無 | No |
| 3. 唔記得 | Don't remember |
| 4. 拒絕回答 | Refuse to answer |

V26d) 當減少或者停止賭博嘅時候，感到煩躁不安。

I feel restless or irritated when I attempted to cut down or stop gambling.

- | | |
|---------|------------------|
| 1. 有 | Yes |
| 2. 無 | No |
| 3. 唔記得 | Don't remember |
| 4. 拒絕回答 | Refuse to answer |

V26e) 曾經透過賭博嚟逃避個人嘅煩惱。

I gamble to escape from problems.

- | | |
|---------|------------------|
| 1. 有 | Yes |
| 2. 無 | No |
| 3. 唔記得 | Don't remember |
| 4. 拒絕回答 | Refuse to answer |

V26f) 曾經透過賭博嚟舒解不快嘅情緒，例如內咎、無助、焦慮或沮喪。

I gamble to relieve a dysphoric mood, e.g. feelings of helplessness, guilt, anxiety, depression.

- | | |
|---------|------------------|
| 1. 有 | Yes |
| 2. 無 | No |
| 3. 唔記得 | Don't remember |
| 4. 拒絕回答 | Refuse to answer |

V26g) 經常係賭博而輸咗錢後，再賭博嚟追回已輸掉嘅金錢。

To undo a loss or series of losses, I need to keep gambling.

- | | |
|---------|------------------|
| 1. 有 | Yes |
| 2. 無 | No |
| 3. 唔記得 | Don't remember |
| 4. 拒絕回答 | Refuse to answer |

V26h) 曾經向其他人隱瞞自己賭注嘅多少或參與賭博嘅行為。

I lie to others to conceal the extent of involvement with gambling.

- | | |
|---------|------------------|
| 1. 有 | Yes |
| 2. 無 | No |
| 3. 唔記得 | Don't remember |
| 4. 拒絕回答 | Refuse to answer |

V26i) 曾經參與不合法嘅事情，例如偷竊、私用公款、詐騙或者偽造文件來籌集賭本。

I resort to antisocial behavior, e.g. forgery, fraud, theft, or embezzlement, to obtain money.

- | | |
|---------|------------------|
| 1. 有 | Yes |
| 2. 無 | No |
| 3. 唔記得 | Don't remember |
| 4. 拒絕回答 | Refuse to answer |

V26j) 曾經因參與賭博而傷害、或甚至失去你珍惜嘅人際關係。

I have jeopardized or lost a significant relationship because of gambling.

- | | |
|---------|------------------|
| 1. 有 | Yes |
| 2. 無 | No |
| 3. 唔記得 | Don't remember |
| 4. 拒絕回答 | Refuse to answer |

V26k) 曾經因參與賭博而失去工作或者晉升機會。

I have lost a job or career opportunity because of gambling.

- | | |
|---------|------------------|
| 1. 有 | Yes |
| 2. 無 | No |
| 3. 唔記得 | Don't remember |
| 4. 拒絕回答 | Refuse to answer |

V26l) 曾經因參與賭博而失去受教育或者培訓機會。

I have lost educational or training opportunities because of gambling.

- | | |
|---------|------------------|
| 1. 有 | Yes |
| 2. 無 | No |
| 3. 唔記得 | Don't remember |
| 4. 拒絕回答 | Refuse to answer |

V26m) 曾經因參與賭博而陷入財政困難，需要依靠別人提供金錢援助。

I have engaged in "bailout" behavior, turning to family or others for help with a desperate financial situation that was caused by gambling.

- | | |
|---------|------------------|
| 1. 有 | Yes |
| 2. 無 | No |
| 3. 唔記得 | Don't remember |
| 4. 拒絕回答 | Refuse to answer |

V27) 以上嘅情況通常係係邊一種賭博活動時發生? (可選多項) (訪問員: 要問受訪者“仲有冇其他?” 如受訪者講及六合彩、賽馬、足球、其他運動項目或賭場, 請問清楚是那一種投注形式 (例如: 香港賽馬會、本地/境外外圍、澳門/網上/本地非法賭場, 等) 使他們有以上嘅情況發生。)(註: 此題只適合有發生過 V26 題任何一種情況活動之受訪者回答。如 V26a-V26k 都選 2, 3, 或 4, 跳答 V32)

Usually during which gambling activities did the above conditions happen to you? (Accept multiple responses) (Interviewer: Ask respondents, “Any more?”. If respondents mentioned Mark Six, horse racing, football betting, betting on other sporting events, or at casinos, please ask clearly the channels for betting such/those game(s) (e.g. HKJC, local/offshore bookmakers, Macau/online/local illegal casino, etc.) had they suffered from above problems.) (Note: This question can only be answered by the respondent who has encountered the situations mentioned in V26. If respondent has selected Options 2, 3 or 4 in all of the following questions: V26a to V26k, then skip to V32)

1. 投注六合彩
Buying Mark Six tickets
2. 投注外圍六合彩
Buying illegal Mark Six
3. 向香港賽馬會投注賽馬
Placing bets on horse racing through Hong Kong Jockey Club outlets
4. 向本地收受賭注者投注外圍賽馬
Placing bets on Hong Kong horse racing through local bookmakers
5. 向境外收受賭注者(例如外國嘅博彩公司)投注賽馬
Placing bets on horse racing through offshore bookmakers
6. 在本港投注澳門賽馬
Placing bets on Macau horse racing within Hong Kong
7. 向香港賽馬會投注足球賽果
Placing bets on football games through Hong Kong Jockey Club outlets
8. 向本地收受賭注者投注外圍足球賽果
Placing bets on football games through local bookmakers
9. 向境外收受賭注者(例如外國嘅博彩公司)投注足球賽果
Placing bets on football games through offshore bookmakers
10. 向本地或境外收受賭注者投注其他運動項目(足球除外)賽果(請說明: _____)
Placing bets on other sporting events (except football games) through local bookmakers (Please specify: _____)
11. 麻雀館打麻雀
Mahjong in a mahjong house
12. 與親戚朋友打麻雀
Playing mahjong with relatives and/or friends
13. 與親戚朋友賭錢(例如賭啤牌或打賭球賽賽果)
Gambling with relatives and/or friends (e.g. card games or football betting)
14. 到由香港開出嘅賭船賭博
Gambling on floating casino departing from Hong Kong
15. 到澳門嘅賭場賭博
Gambling at Macau casino

16. 在網上賭場賭博
Placing bets on online casino
17. 在本地非法賭場賭博
Gambling at local illegal casino
18. 投注澳門嘅跑狗賽事
Placing bets on dog racing in Macau
19. 賭摘毫
Tossing coins
20. 賭牌九
Betting on Pai Kau
21. 買番攤
Playing Fan Tan
22. 買字花
Betting on Zi Hua
23. 其他(請說明: _____)
Others (Please specify: _____)
24. 唔清楚/好難講
Not sure/difficult to say
25. 拒絕回答
Refuse to answer

Section L: 尋求協助
Help seeking

v28) 喺過去十二個月內，你有冇就因你參與賭博所帶嚟嘅問題尋求協助?
In the past 12 months, have you tried to get any help for problems related to your gambling, such as professional or person help

- | | | |
|------------|---------------------------|----------------|
| 1. 有 | Yes | |
| 2. 冇 | No | => skip to V31 |
| 3. 唔知道/唔記得 | Don't know/don't remember | => skip to V32 |
| 4. 拒絕回答 | Refuse to answer | => skip to V32 |

V29) 你喺邊度尋求協助? (可選多項) (訪問員: 要問受訪者“仲有冇其他?”)
From which channel did you seek help from? (Accept multiple responses)
(Interviewer: Ask respondents, “Any more?”)

- | | |
|-------------------|--|
| 1. 朋友 | Friends |
| 2. 家人 | Family members |
| 3. 同事 | Colleagues |
| 4. 社工 | Social workers |
| 5. 戒賭中心 | Counseling and treatment centres for pathological gamblers |
| 6. 其他(請註明: _____) | Other (please specify: _____) |
| 7. 唔知道/唔記得 | Don't know/don't remember |
| 8. 拒絕回答 | Refuse to answer |

V30) 如你需要賭博輔導服務，你會選擇邊一種途徑呢？(可選多項) (訪問員：要問受訪者“仲有冇其他?”) (註：答完這題請跳到第 32 題)

If you needed **gambling counseling service**, how would you prefer to receive it?
(Accept multiple responses) (Interviewer: Ask respondents, “Any more?”)

(Note: Please skip to Q.32 after answering the above question.)

- | | |
|------------------|------------------------------|
| 1. 電話 | By telephone |
| 2. 面對面輔導 | Face-to-face counseling |
| 3. 互聯網 | Internet |
| 4. 郵件 | Mail |
| 5. 自助手冊 | Self help manuals |
| 6. 其他(請註明:_____) | Other (please specify:_____) |
| 7. 唔知道 | Don't know |
| 8. 拒絕回答 | Refuse to answer |

V31) 你點解唔就賭博所帶嚟嘅問題尋求協助？(可選多項) (訪問員：要問受訪者“仲有冇其他?”)

If no, why didn't you seek help for problems related to gambling? (Accept multiple responses) (Interviewer: Ask respondents, “Any more?”)

- | | |
|------------------|--|
| 1. 唔知道邊度有 | Don't know where to go |
| 2. 見輔導員覺得尷尬 | Too embarrassed to see a counselor |
| 3. 本港冇我需要嘅協助 | The kind of help I wanted wasn't available locally |
| 4. 認為可以自己解決問題 | Thought I could beat the problem on my own |
| 5. 我唔認為自己有問題 | I don't consider I have a problem |
| 6. 其他(請註明:_____) | Other (please specify:_____) |
| 7. 唔知道/唔記得 | Don't know/don't remember |
| 8. 拒絕回答 | Refuse to answer |

V32) 你有冇留意到任何預防或者解決社會上賭博問題嘅措施？

Are you aware of the preventive and remedial measures to address gambling-related problems in the society?

- | | |
|------|-------------------|
| 1. 有 | Yes |
| 2. 冇 | No => skip to V35 |

V33) 過去一年內，你有留意到預防或解決社會上賭博問題嘅措施？(可選多項)
(訪問員：要問受訪者“仲有冇其他?”)

Which measures to address gambling-related problems are you aware of in the past 12 months? (Accept multiple responses) (Interviewer: Ask respondents, “Any more?”)

- | | |
|------------------|---|
| 1. 海報及橫額 | Posters and banners |
| 2. 電視廣告及實況劇 | TV commercials and docu-drama |
| 3. 網頁 | Website |
| 4. 比賽及活動 | Competition and activities |
| 5. 戒賭中心 | Counseling and treatment services for problem and pathological gamblers |
| 6. 其他(請註明:_____) | Others (please specify: _____) |

Section M: 個人資料
Personal Information

V34) 性別 (訪問員：如已清楚受訪者性別，不需問此問題)

Gender (Interviewer: Do not ask respondents about their gender if you can identify)

- | | |
|------|--------|
| 1. 男 | Male |
| 2. 女 | Female |

V35) 年齡

What is your age?

(99=拒絕回答) [Refuse to answer = 99]

實數

Actual number

V36) 你教育程度去到邊度呢？(訪問員：如受訪者說是有“中學程度”或“大專程度”，請問清楚個別程度。有需要時請讀出選項。)

What is your highest educational level? (Interviewer: Please clarify with respondents the particular level if “Secondary” or “Tertiary” is chosen. Probe respondents when necessary)

- | | |
|---|---|
| 1. 無受過正規教育 | No formal education |
| 2. 小學或幼稚園 | Primary or kindergarten |
| 3. 初中程度(中一至中三) | Junior secondary (F.1 to F.3) |
| 4. 高中程度(中四至中五) | Senior secondary (F.4 to F.5) |
| 5. 預科程度(中六至中七／
(IVE)香港專業教育學院
／其他職業訓練機構) | Matriculation (F. 6 to F.7 / IVE / other vocational institutes) |
| 6. 大專：非學士學位 | Tertiary: non-degree |
| 7. 大專：學士學位或以上
(包括碩士／博士等) | Tertiary: degree or above (master / doctorate) |
| 8. 拒絕回答 | Refuse to answer |

V37) 你婚姻狀況係： (訪問員: 有需要時請讀出選項)

What is your marital status? (Interviewer: Probe respondents when necessary)

- | | | |
|---|-------|---------------------|
| 1 | 未婚 | Never married |
| 2 | 已婚 | Married |
| 3 | 分居／離婚 | Separate / Divorced |
| 4 | 鰥寡 | Widowed |
| 5 | 同居 | Cohabiting |
| 6 | 拒絕回答 | Refuse to answer |

V38) 你既工作狀況係： (訪問員: 有需要時請讀出答案)

What is your working status? (Interviewer: Probe respondents when necessary)

- | | | | |
|---|-------|--------------------------|----------------|
| 1 | 僱主 | Employers | |
| 2 | 僱員 | Employees | |
| 3 | 自僱人士 | Self-employed | |
| 4 | 失業／待業 | Unemployed / job-seeking | => skip to V42 |
| 5 | 退休人士 | Retired | => skip to V42 |
| 6 | 家庭主婦 | Housewife | => skip to V42 |
| 7 | 學生 | Students | => skip to V42 |
| 8 | 拒絕回答 | Refuse to answer | |

V39) 請問你係從事邊一行呢? (訪問員: 有需要時請讀出選項 1-9)

What is your occupation? (Interviewer: Probe Options 1-9 when necessary)

- | | | |
|-----|---------------------|--|
| 1. | 經理及行政人員 | Managers and administrators |
| 2. | 專業人士 | Professionals |
| 3. | 輔助專業人士 | Associate professionals |
| 4. | 文員 | Clerks |
| 5. | 服務工作及商店銷售人士 | Service workers and shop sales workers |
| 6. | 工藝及有關人士 | craft and related workers |
| 7. | 機台及機器操作員及裝配員 | Plant and machine operators and assemblers |
| 8. | 非技術工人 | elementary occupations |
| 9. | 漁農業熟練工人及不能分類
嘅職業 | Skilled agricultural and fishery workers and
occupations not classifiable |
| 10. | 不願作答 | Refuse to answer |

V40) 你個人依家平均每月收入大概有幾多呢？(訪問員: 若受訪者所說的金額太廣泛(如: 一萬多元)而未能歸納以下的選項，請問清楚是那個選項，例如：“請問是\$10000 至 \$14999 或是 \$15000 至 \$19999?”)

What is your monthly personal income? (Interviewers: If the amount given by respondents is too vague (e.g. \$10000+) to fit into the following categories, please probe respondents when necessary (e.g. “Is it between \$10000 and \$14999 or \$15000 and \$19999?”)

- | | |
|-----------------------|---|
| 1. \$5000 以下 | Less than \$5000 |
| 2. \$5000 - \$9999 | |
| 3. \$10000 - \$14999 | |
| 4. \$15000 - \$19999 | |
| 5. \$20000 - \$24999 | |
| 6. \$25000 - \$29999 | |
| 7. \$30000 - \$34999 | |
| 8. \$35000 - \$39999 | |
| 9. \$40000 - \$44999 | |
| 10. \$45000 - \$49999 | |
| 11. \$50000 或以上 | \$50000 or above |
| 12. 唔記得／唔知道／唔定 | Don't remember / don't know / not regular |
| 13. 拒絕回答 | Refuse to answer |

V41) 你家庭依家平均每月收入大概有幾多呢？(訪問員: 若受訪者所說的金額太廣泛(如: 一萬多元)而未能歸納以下的選項，請問清楚是那個選項，例如：“請問是\$10000 至 \$14999 或是 \$15000 至 \$19999?”)

What is your monthly family income? (Interviewers: If the amount given by respondents is too vague (e.g. \$10000+) to fit into the following categories, please probe respondents when necessary (e.g. “Is it between \$10000 and \$14999 or \$15000 and \$19999?”)

- | | |
|-----------------------|--------------------------------------|
| 1. \$5000 以下 | Less than \$5000 |
| 2. \$5000 - \$9999 | |
| 3. \$10000 - \$14999 | |
| 4. \$15000 - \$19999 | |
| 5. \$20000 - \$24999 | |
| 6. \$25000 - \$29999 | |
| 7. \$30000 - \$34999 | |
| 8. \$35000 - \$39999 | |
| 9. \$40000 - \$44999 | |
| 10. \$45000 - \$49999 | |
| 11. \$50000 或以上 | \$50000 or above |
| 12. 唔記得／唔知道／唔定 | Forgotten / don't know / not regular |
| 13. 拒絕回答 | Refuse to answer |

V42) 請問你住喺邊一區? (訪問員: 如受訪者唔清楚, 查看地區目錄)

Which district are you living in? (Interviewers: Refer to the district list if respondents ask)

- | | |
|----------|------------------------------|
| 1. 中西區 | Central and Western District |
| 2. 南區 | Southern District |
| 3. 東區 | Eastern District |
| 4. 北區 | North District |
| 5. 灣仔區 | Wanchai District |
| 6. 深水埗區 | Shum Shui Po District |
| 7. 元朗區 | Yuen Long District |
| 8. 大埔區 | Tai Po District |
| 9. 油尖旺區 | Yau Tsim Mong District |
| 10. 荃灣區 | Tsuen Wan District |
| 11. 黃大仙區 | Wong Tai Sin District |
| 12. 沙田區 | Sha Tin District |
| 13. 觀塘區 | Kwun Tong District |
| 14. 九龍城區 | Kowloon City District |
| 15. 離島區 | Island District |
| 16. 西貢區 | Sai Kung District |
| 17. 葵青區 | Kwai Tsing District |
| 18. 屯門區 | Tuen Mun District |
| 19. 不願作答 | Refuse to answer |

問卷完, 多謝合作!

-End. Thank you for your time. Goodbye.-

Appendix C: Questionnaire for the Youth Survey



「香港人參與賭博活動情況」研究 Study on Hong Kong People's Participation in Gambling Activities



38438



香港大學社會科學研究中心受民政事務局委託及平和基金資助，進行有關《香港人參與賭博活動情況》的研究。當中特別關注到青少年對各項賭博活動的態度和參與情況。

除了願意接受邀請參與小組討論的同學外，是次調查將以不記名的方式進行，

同學請在適當把適當答案的圓圈完全塗黑，並特別留意指引跳題的問題。

願意參與小組討論的同學，請在填寫問卷後留下聯絡方法，但其姓名將不會在任何的文章和報告內出現。

所有同學的意見及個人資料均絕對保密。研究完成後，所有填寫的問卷和錄音討論都會被銷毀。

你的坦誠分享及合作，對今次研究青少年賭博情況有很大幫助。謹此多謝你參與是次調查。

第一部份： 參與賭博活動

	有	沒有	不清楚
1) 以你所知，在你的 家人 當中，曾否參與以下的活動？			
1. 投注六合彩	<input type="radio"/>	<input type="radio"/>	<input type="radio"/>
2. 投注外圍六合彩	<input type="radio"/>	<input type="radio"/>	<input type="radio"/>
3. 向香港賽馬會投注賽馬	<input type="radio"/>	<input type="radio"/>	<input type="radio"/>
4. 向本地收受賭注者投注外圍賽馬	<input type="radio"/>	<input type="radio"/>	<input type="radio"/>
5. 向境外收受賭注者(例如：外國博彩公司)投注賽馬	<input type="radio"/>	<input type="radio"/>	<input type="radio"/>
6. 在本港投注澳門賽馬	<input type="radio"/>	<input type="radio"/>	<input type="radio"/>
7. 向香港賽馬會投注足球賽果	<input type="radio"/>	<input type="radio"/>	<input type="radio"/>
8. 向本地收受賭注者投注外圍足球賽果	<input type="radio"/>	<input type="radio"/>	<input type="radio"/>
9. 向境外收受賭注者(例如：外國博彩公司)投注足球賽果	<input type="radio"/>	<input type="radio"/>	<input type="radio"/>
10. 向本地收受賭注者投注其他外圍運動項目(足球除外)賽果	<input type="radio"/>	<input type="radio"/>	<input type="radio"/>
(請說明：_____)			
11. 向境外收受賭注者(例如：外國博彩公司)投注其他運動項目(足球除外)賽果	<input type="radio"/>	<input type="radio"/>	<input type="radio"/>
(請說明：_____)			
12. 到麻雀館打麻雀	<input type="radio"/>	<input type="radio"/>	<input type="radio"/>
13. 到由香港開出的賭船賭博	<input type="radio"/>	<input type="radio"/>	<input type="radio"/>
14. 到澳門的賭場賭博	<input type="radio"/>	<input type="radio"/>	<input type="radio"/>
15. 在網上賭場賭博	<input type="radio"/>	<input type="radio"/>	<input type="radio"/>
16. 在本地的非法賭場賭博	<input type="radio"/>	<input type="radio"/>	<input type="radio"/>
17. 與親戚朋友賭博(如：打麻雀、賭啤牌或打賭球賽賽果)	<input type="radio"/>	<input type="radio"/>	<input type="radio"/>
18. 其它(請說明：_____)	<input type="radio"/>	<input type="radio"/>	<input type="radio"/>
2) 以你所知，在你的 朋友和同學 當中，曾否參與以下的活動？			
1. 投注六合彩	<input type="radio"/>	<input type="radio"/>	<input type="radio"/>
2. 投注外圍六合彩	<input type="radio"/>	<input type="radio"/>	<input type="radio"/>
3. 向香港賽馬會投注賽馬	<input type="radio"/>	<input type="radio"/>	<input type="radio"/>
4. 向本地收受賭注者投注外圍賽馬	<input type="radio"/>	<input type="radio"/>	<input type="radio"/>
5. 向境外收受賭注者(例如：外國博彩公司)投注賽馬	<input type="radio"/>	<input type="radio"/>	<input type="radio"/>
6. 在本港投注澳門賽馬	<input type="radio"/>	<input type="radio"/>	<input type="radio"/>
7. 向香港賽馬會投注足球賽果	<input type="radio"/>	<input type="radio"/>	<input type="radio"/>
8. 向本地收受賭注者投注外圍足球賽果	<input type="radio"/>	<input type="radio"/>	<input type="radio"/>
9. 向境外收受賭注者(例如：外國博彩公司)投注足球賽果	<input type="radio"/>	<input type="radio"/>	<input type="radio"/>
10. 向本地收受賭注者投注其他外圍運動項目(足球除外)賽果	<input type="radio"/>	<input type="radio"/>	<input type="radio"/>
(請說明：_____)			
11. 向境外收受賭注者(例如：外國博彩公司)投注其他運動項目(足球除外)賽果	<input type="radio"/>	<input type="radio"/>	<input type="radio"/>
(請說明：_____)			
12. 到麻雀館打麻雀	<input type="radio"/>	<input type="radio"/>	<input type="radio"/>
13. 到由香港開出的賭船賭博	<input type="radio"/>	<input type="radio"/>	<input type="radio"/>
14. 到澳門的賭場賭博	<input type="radio"/>	<input type="radio"/>	<input type="radio"/>
15. 在網上賭場賭博	<input type="radio"/>	<input type="radio"/>	<input type="radio"/>
16. 在本地的非法賭場賭博	<input type="radio"/>	<input type="radio"/>	<input type="radio"/>
17. 與親戚朋友賭博(如：打麻雀、賭啤牌或打賭球賽賽果)	<input type="radio"/>	<input type="radio"/>	<input type="radio"/>
18. 其它(請說明：_____)	<input type="radio"/>	<input type="radio"/>	<input type="radio"/>

	過去 一星期	過去 一年	有生 以來	過去一年 平均每個月花費(港幣)	沒有
3a) 你個人曾否用自己的錢來買獎券(包括慈善獎券)?	<input type="radio"/>	<input type="radio"/>	<input type="radio"/>	<input type="text"/>	<input type="radio"/>
3b) 你個人曾否用自己的錢來參與以下的活動?					
1. 投注六合彩	<input type="radio"/>	<input type="radio"/>	<input type="radio"/>	<input type="text"/>	<input type="radio"/>
2. 投注外圍六合彩	<input type="radio"/>	<input type="radio"/>	<input type="radio"/>	<input type="text"/>	<input type="radio"/>
3. 向香港賽馬會投注賽馬	<input type="radio"/>	<input type="radio"/>	<input type="radio"/>	<input type="text"/>	<input type="radio"/>
4. 向本地收受賭注者投注外圍賽馬	<input type="radio"/>	<input type="radio"/>	<input type="radio"/>	<input type="text"/>	<input type="radio"/>
5. 向境外收受賭注者(例如：外國博彩公司)投注賽馬	<input type="radio"/>	<input type="radio"/>	<input type="radio"/>	<input type="text"/>	<input type="radio"/>
6. 在本港投注澳門賽馬	<input type="radio"/>	<input type="radio"/>	<input type="radio"/>	<input type="text"/>	<input type="radio"/>
7. 向香港賽馬會投注足球賽果	<input type="radio"/>	<input type="radio"/>	<input type="radio"/>	<input type="text"/>	<input type="radio"/>
8. 向本地收受賭注者投注外圍足球賽果	<input type="radio"/>	<input type="radio"/>	<input type="radio"/>	<input type="text"/>	<input type="radio"/>
9. 向境外收受賭注者(例如：外國博彩公司)投注足球賽果	<input type="radio"/>	<input type="radio"/>	<input type="radio"/>	<input type="text"/>	<input type="radio"/>
10. 向本地或境外收受賭注者投注其他外圍運動項目(足球除外)賽果	<input type="radio"/>	<input type="radio"/>	<input type="radio"/>	<input type="text"/>	<input type="radio"/>
(請說明：_____)					
11. 到由香港開出的賭船賭博	<input type="radio"/>	<input type="radio"/>	<input type="radio"/>	<input type="text"/>	<input type="radio"/>
12. 在網上賭場賭博	<input type="radio"/>	<input type="radio"/>	<input type="radio"/>	<input type="text"/>	<input type="radio"/>
13. 與親戚朋友/同學打麻雀	<input type="radio"/>	<input type="radio"/>	<input type="radio"/>	<input type="text"/>	<input type="radio"/>
14. 與親戚朋友/同學賭啤牌	<input type="radio"/>	<input type="radio"/>	<input type="radio"/>	<input type="text"/>	<input type="radio"/>
請選以下各種曾參與的紙牌活動(可選多項)					
<input type="radio"/> 廿一點 <input type="radio"/> 橋牌 <input type="radio"/> 十三張					
15. 投注輪盤	<input type="radio"/>	<input type="radio"/>	<input type="radio"/>	<input type="text"/>	<input type="radio"/>
16. 投注牌九	<input type="radio"/>	<input type="radio"/>	<input type="radio"/>	<input type="text"/>	<input type="radio"/>
17. 吃角子老虎機	<input type="radio"/>	<input type="radio"/>	<input type="radio"/>	<input type="text"/>	<input type="radio"/>
18. 賭大小	<input type="radio"/>	<input type="radio"/>	<input type="radio"/>	<input type="text"/>	<input type="radio"/>
19. 賭摘毫	<input type="radio"/>	<input type="radio"/>	<input type="radio"/>	<input type="text"/>	<input type="radio"/>
20. 其它 (請說明：_____)	<input type="radio"/>	<input type="radio"/>	<input type="radio"/>	<input type="text"/>	<input type="radio"/>

* 註：如問題 3b 的答案全是「沒有」，請答第 4 題。如曾參與任何問題 3b 的活動，請跳到第 5 題。

- 4) 你不參與上述任何賭博活動的原因是：(可選多項)
- ☐ 未夠 18 歲 ☐ 自己沒有興趣 ☐ 其他 (請說明：_____)
- ☐ 家人禁止 ☐ 沒有時間 ☐ 沒有特別原因
- ☐ 學校禁止 ☐ 身邊的同學/朋友均沒有參與賭博 ☐ 不適用
- ☐ 十賭九輸 ☐ 不懂賭博

* 註：答完這題請跳到第 20 題

- 5) 你在過去一週賭錢的成績是：
- ☐ 贏多輸少 ☐ 無贏無輸 ☐ 輸多贏少 ☐ 唔記得 ☐ 不適用
- 6) 你在過去一年來賭錢的成績是：
- ☐ 贏多輸少 ☐ 無贏無輸 ☐ 輸多贏少 ☐ 唔記得 ☐ 不適用
- 7) 你現時賭博的頻率是：
- ☐ 每天 ☐ 每星期 ☐ 每月 ☐ 每半年 ☐ 每年 ☐ 不再賭 (跳到第 10 題)
- 8) 你多數在什麼地方賭錢? (可選多項)
- ☐ 投注站 ☐ 食肆 ☐ 學校
- ☐ 賽馬場 ☐ 酒吧 ☐ 電話
- ☐ 賭場 ☐ 娛樂場所 ☐ 其他 (請說明：_____)
- ☐ 賭船 ☐ 網上 ☐ 不適用
- ☐ 俱樂部 ☐ 家中/朋友家



9) 你現時的賭本大約是收入(零用錢/兼職)的多少?

- ☐ >100% ☐ 50% ☐ 5%
☐ 100% ☐ 25% ☐ 少過 5%
☐ 75% ☐ 10% ☐ 0%

10) 你現時的賭債大約是收入(零用錢/兼職)的多少?

- ☐ >100% ☐ 50% ☐ 5%
☐ 100% ☐ 25% ☐ 少過 5%
☐ 75% ☐ 10% ☐ 0%

11) 你現在或以前向誰借錢以清還賭債呢?(可選多項)

- ☐ 家人 ☐ 公司 ☐ 自己還(如每月出糧還)
☐ 朋友/同學 ☐ 信用卡 ☐ 我從沒有賭債
☐ 親戚 ☐ 銀行 ☐ 其他(請說明: _____)
☐ 同事 ☐ 贏了錢還

六合彩

12) 如果你在過去一年曾經向香港賽馬會投注六合彩，你是如何進行的?(可選多項)(如未曾投注六合彩，請跳到第13題)

- ☐ 進入投注站投注 ☐ 使用成年朋友/同學的投注戶口作電話或網上投注
☐ 由家人/親人代為投注 ☐ 使用手機短訊作SMS投注
☐ 由同學/朋友代為投注 ☐ 其他(請說明: _____)
☐ 使用家人的投注戶口作電話或網上投注

本地賽馬

13) 如果你在過去一年曾經向香港賽馬會投注賽馬，你是如何進行的?(可選多項)(如未曾投注賽馬，請跳到第14題)

- ☐ 進入投注站投注 ☐ 使用家人的投注戶口作電話或網上投注
☐ 進入馬場投注 ☐ 使用朋友/同學的投注戶口作電話或網上投注
☐ 由家人/親人代為投注 ☐ 使用手機短訊作SMS投注
☐ 由同學/朋友代為投注 ☐ 其他(請說明: _____)

足球

14) 如果你在過去一年曾經向香港賽馬會投注足球賽果，你是如何進行的?(可選多項)(如未曾投注足球，請跳到第15題)

- ☐ 進入投注站投注 ☐ 使用朋友/同學的投注戶口作電話或網上投注
☐ 由家人/親人代為投注 ☐ 使用手機短訊作SMS投注
☐ 由同學/朋友代為投注 ☐ 其他(請說明: _____)
☐ 使用家人的投注戶口作電話或網上投注

其他運動項目(足球除外)

15) 如果你在過去一年曾經參與投注其他運動項目(足球除外)賽果，你是如何進行的?(可選多項)(如未曾投注其他運動項目，請跳到第16題)

- ☐ 透過家人/親人落注 ☐ 透過長途電話向境外博彩公司落注
☐ 透過同學/朋友落注 ☐ 透過互聯網向境外博彩公司落注
☐ 透過電話向本地中介人(艇仔)落注 ☐ 其他(請說明: _____)
☐ 親身向本地中介人(艇仔)落注

賭博經驗

16) 請問你父親賭博的情況?

- ☐ 經常 ☐ 多數 ☐ 間中 ☐ 很少 ☐ 從不賭錢

17) 請問你母親賭博的情況?

- ☐ 經常 ☐ 多數 ☐ 間中 ☐ 很少 ☐ 從不賭錢

18) 請回顧你**第一次賭博**的經驗和感受來答以下的問題: (如從未有賭博的經驗, 請跳到第20題)

- a). 你當時的年齡是: 歲 (如忘記, 請填 "99")
- b). 當時參與的賭博遊戲是: _____
- c). 當時是誰提議/影響你參與那個活動?
- | | | |
|------------------------------|----------------------------|---|
| <input type="radio"/> 自己 | <input type="radio"/> 其他親戚 | <input type="radio"/> 賭場廣告 |
| <input type="radio"/> 朋友或同學 | <input type="radio"/> 同事 | <input type="radio"/> 其他原因 (請說明: _____) |
| <input type="radio"/> 兄弟姐妹 | <input type="radio"/> 大眾媒體 | <input type="radio"/> 唔記得 |
| <input type="radio"/> 父母或祖父母 | <input type="radio"/> 馬會宣傳 | |
- d). 那次賭博的是甚麼原因?(可選多項)
- | | | |
|---------------------------|----------------------------|---|
| <input type="radio"/> 好奇心 | <input type="radio"/> 希望贏錢 | <input type="radio"/> 應酬別人 |
| <input type="radio"/> 找刺激 | <input type="radio"/> 逢場作興 | <input type="radio"/> 其他原因 (請說明: _____) |
| <input type="radio"/> 碰運氣 | <input type="radio"/> 消磨時間 | <input type="radio"/> 唔記得 |
- e). 那次是用自己的錢嗎?
- ☐ 是 ☐ 不是 ☐ 唔記得
- f). 那次賭博活動的成績怎樣?
- ☐ 贏錢 ☐ 無贏無輸 ☐ 輸錢 ☐ 唔記得
- g). 那次活動後何時再參與賭博活動?
- | | |
|-----------------------------|--------------------------------------|
| <input type="radio"/> 同一星期內 | <input type="radio"/> 數年後 |
| <input type="radio"/> 同一個月內 | <input type="radio"/> 唔記得 |
| <input type="radio"/> 數個月內 | <input type="radio"/> 沒有再賭錢 (跳到第20題) |
| <input type="radio"/> 同一年內 | |
- h). 有甚麼原因使你繼續賭博?(可選多項)
- | | |
|------------------------------|---------------------------------------|
| <input type="radio"/> 很開心/興奮 | <input type="radio"/> 消磨時間 |
| <input type="radio"/> 很緊張刺激 | <input type="radio"/> 應酬別人 |
| <input type="radio"/> 測試運氣 | <input type="radio"/> 解悶消愁 |
| <input type="radio"/> 想贏錢 | <input type="radio"/> 其他 (請說明: _____) |
| <input type="radio"/> 想提高技術 | |

19) 請回顧你**第一次投注足球賽果**的經驗和感受來答以下的問題:
(如從未有賭足球的經驗或第18題的初次賭博經驗是投注足球賽果, 請跳到第20題)

- a). 你當時的年齡是: 歲 (如忘記, 請填 "99")
- b). 你當時從什麼途徑下注?
- | | |
|--|---------------------------------------|
| <input type="radio"/> 進入投注站投注 | <input type="radio"/> 使用手機短訊作SMS投注 |
| <input type="radio"/> 由家人/親人代為投注 | <input type="radio"/> 向本地收受賭注者投注 |
| <input type="radio"/> 由同學/朋友代為投注 | <input type="radio"/> 向境外收受賭注者投注 |
| <input type="radio"/> 使用家人/親人的投注戶口作電話或網上投注 | <input type="radio"/> 其他 (請說明: _____) |
| <input type="radio"/> 使用朋友/同學的投注戶口作電話或網上投注 | |
- c). 當時是誰提議/影響你參與那個活動?
- | | | |
|------------------------------|----------------------------|---|
| <input type="radio"/> 自己 | <input type="radio"/> 其他親戚 | <input type="radio"/> 賭場廣告 |
| <input type="radio"/> 朋友或同學 | <input type="radio"/> 同事 | <input type="radio"/> 其他原因 (請說明: _____) |
| <input type="radio"/> 兄弟姐妹 | <input type="radio"/> 大眾媒體 | <input type="radio"/> 唔記得 |
| <input type="radio"/> 父母或祖父母 | <input type="radio"/> 馬會宣傳 | |
- d). 那次為甚麼投注足球賽果?(可選多項)
- | | | |
|---------------------------|----------------------------|---|
| <input type="radio"/> 好奇心 | <input type="radio"/> 希望贏錢 | <input type="radio"/> 應酬別人 |
| <input type="radio"/> 找刺激 | <input type="radio"/> 逢場作興 | <input type="radio"/> 其他原因 (請說明: _____) |
| <input type="radio"/> 碰運氣 | <input type="radio"/> 消磨時間 | <input type="radio"/> 唔記得 |



e). 有甚麼原因使你繼續投注足球賽果?(可選多項)

- ☐ 很开心/興奮 ☐ 消磨時間
☐ 很緊張刺激 ☐ 應酬別人
☐ 測試運氣 ☐ 解悶消愁
☐ 想贏錢 ☐ 其他(請說明: _____)
☐ 想提高技術 ☐ 沒有再投注足球賽果

第二部份: 有關賭博的態度和意見

20) 你是否同意只准許18歲或以上人士參與合法賭博活動?

- ☐ 同意 ☐ 不同意 ☐ 無意見

21) 如果你已滿18歲, 你會否參與合法賭博活動?

- ☐ 會 ☐ 不會 ☐ 不知道

22) 以下是有關你覺得**傳媒對賭博活動的報導**(例如波經、馬經等)對你的一些影響。
你認為傳媒對各項賭博活動的報導:

a). 有否使你更容易取得有關賭博的資料?

- ☐ 有 ☐ 沒有 ☐ 不知道

b). 是否有影響你對賭博的態度?

- ☐ 有 ☐ 沒有 ☐ 不知道

c). 是否有影響你參與賭博活動?

- ☐ 有, 使我更想多參與賭博活動 ☐ 沒有
☐ 有, 使我更不想參與賭博活動 ☐ 不知道

23) 以下是有關你覺得**香港賽馬會**對賭博活動的推廣(例如嘉年華、開放日等)對你的一些影響。
你認為**香港賽馬會**對賭博活動的推廣:

a). 是否有影響你對賭博的態度?

- ☐ 有 ☐ 沒有 ☐ 不知道

b). 是否有影響你參與賭博活動?

- ☐ 有, 使我更想多參與賭博活動 ☐ 沒有
☐ 有, 使我更不想參與賭博活動 ☐ 不知道

* 註: 如你在過去一年曾參與賭博活動, 請回答以下問題。否則, 請跳到第27題。

24) 請問下列各項事情在過去一年曾否發生在你身上?

	有	沒有
1. 腦海裡時常記掛著有關賭博的事項, 例如: 過往參與賭博的情形、計劃下次賭博、或如何籌集賭本的問題。	<input type="radio"/>	<input type="radio"/>
2. 為著要得到想要的刺激, 而需要不斷加大賭注。	<input type="radio"/>	<input type="radio"/>
3. 曾經嘗試控制、減少或停止賭博, 但都不成功。	<input type="radio"/>	<input type="radio"/>
4. 當減少或停止賭博的時候, 感到煩躁不安。	<input type="radio"/>	<input type="radio"/>
5. 曾經透過賭博來逃避個人的煩惱。	<input type="radio"/>	<input type="radio"/>
6. 曾經透過賭博來舒解不快的情緒(如: 內咎、無助、焦慮或沮喪)。	<input type="radio"/>	<input type="radio"/>
7. 經常在賭博而輸掉金錢後, 再賭博來追回已輸掉的金錢。	<input type="radio"/>	<input type="radio"/>
8. 曾經向其他人隱瞞自己賭注的多少或參與賭博的行為。	<input type="radio"/>	<input type="radio"/>
9. 曾經參與不合法的事情(如偷竊、私用公款、詐騙或偽造文件)來籌集賭本。	<input type="radio"/>	<input type="radio"/>
10. 曾經因參與賭博而傷害、或甚至失去你珍惜的人際關係。	<input type="radio"/>	<input type="radio"/>
11. 曾經因參與賭博而失去工作或晉升機會。	<input type="radio"/>	<input type="radio"/>
12. 曾經因參與賭博而失去受教育或培訓機會。	<input type="radio"/>	<input type="radio"/>
13. 曾經因參與賭博而陷入財政困難, 需要依靠別人提供金錢援助。	<input type="radio"/>	<input type="radio"/>

25) 以上曾經發生在你身上的事情，通常是在你參與下列哪一類的活動時發生呢？(可選多項)

- | | |
|---|--|
| <input type="radio"/> 投注六合彩 | <input type="radio"/> 在網上賭場賭博 |
| <input type="radio"/> 投注外圍六合彩 | <input type="radio"/> 與親戚朋友/同學打麻雀 |
| <input type="radio"/> 向香港賽馬會投注賽馬 | <input type="radio"/> 與親戚朋友/同學賭啤牌 |
| <input type="radio"/> 向本地收受賭注者投注外圍賽馬 | 請選以下各種曾參與的紙牌活動(可選多項) |
| <input type="radio"/> 向境外收受賭注者(例如：外國博彩公司)投注賽馬 | <input type="radio"/> 廿一點 <input type="radio"/> 橋牌 <input type="radio"/> 十三張 |
| <input type="radio"/> 在本港投注澳門賽馬 | <input type="radio"/> 投注輪盤 |
| <input type="radio"/> 向香港賽馬會投注足球賽果 | <input type="radio"/> 投注牌九 |
| <input type="radio"/> 向本地收受賭注者投注外圍足球賽果 | <input type="radio"/> 吃角子老虎機 |
| <input type="radio"/> 向境外收受賭注者(例如：外國博彩公司)投注足球賽果 | <input type="radio"/> 賭大小 |
| <input type="radio"/> 向本地或境外收受賭注者投注其他外圍運動項目(足球除外)賽果 | <input type="radio"/> 賭摘毫 |
| (請說明：_____) | <input type="radio"/> 其它(請說明：_____) |
| <input type="radio"/> 到由香港開出的賭船賭博 | <input type="radio"/> 不適用 (過去一年未有出現第24題所列舉的情況
請跳到第27題) |

26a) 在過去十二個月內，你有否就因你參與賭博所帶來的問題尋求協助，例如專業的協助或個人的協助？

- ☐ 有 (答26b項) ☐ 沒有 (跳到26d項)

26b) 你在哪裏尋求協助？(可選多項)

- | | |
|-----------------------------|----------------------------|
| <input type="radio"/> 朋友/同學 | <input type="radio"/> 社工 |
| <input type="radio"/> 老師 | <input type="radio"/> 戒賭中心 |
| <input type="radio"/> 家人 | <input type="radio"/> 其他 |

26c) 如你需要賭博輔導服務，你會選擇哪種途徑呢？(可選多項)

- | | |
|------------------------------|--------------------------------------|
| <input type="radio"/> 電話 | <input type="radio"/> 郵件 |
| <input type="radio"/> 面對面的輔導 | <input type="radio"/> 自助手冊 |
| <input type="radio"/> 互聯網 | <input type="radio"/> 其他 (請說明：_____) |

* 註：答完這題請跳到第27題

26d) 你為何沒有就賭博所帶來的問題尋求協助？(可選多項)

- | | |
|----------------------------------|--------------------------------------|
| <input type="radio"/> 不知道哪裏有提供協助 | <input type="radio"/> 認為可以自己解決問題 |
| <input type="radio"/> 見輔導員覺得尷尬 | <input type="radio"/> 我不認為自己有問題 |
| <input type="radio"/> 本港沒我需要的協助 | <input type="radio"/> 其他 (請說明：_____) |

27) 你有否留意到任何預防或解決社會上賭博問題的措施？

- ☐ 有 ☐ 沒有 (跳到29題)

28) 在過去一年內，你留意到哪些預防或解決社會上賭博問題的措施？(可選多項)

- | | |
|--------------------------------|--------------------------------------|
| <input type="radio"/> 海報及橫額 | <input type="radio"/> 比賽及活動 |
| <input type="radio"/> 電視廣告及實況劇 | <input type="radio"/> 戒賭中心 |
| <input type="radio"/> 網頁 | <input type="radio"/> 其他 (請說明：_____) |

29) 請問你與家人的關係怎樣？(可選多項)

- | | |
|------------------------------|--------------------------------|
| <input type="radio"/> 我們互相信任 | <input type="radio"/> 我們很少見面 |
| <input type="radio"/> 他們很諒解我 | <input type="radio"/> 我們很少交談 |
| <input type="radio"/> 我們互不信任 | <input type="radio"/> 我們河水不犯井水 |
| <input type="radio"/> 他們不了解我 | <input type="radio"/> 常常吵架 |

30) 請問家人對你賭錢的反應是怎樣？(可選多項)

- | | | |
|----------------------------|----------------------------|------------------------------|
| <input type="radio"/> 要我戒賭 | <input type="radio"/> 無可奈何 | <input type="radio"/> 參入賭本 |
| <input type="radio"/> 勸我少賭 | <input type="radio"/> 漠不關心 | <input type="radio"/> 借錢給我 |
| <input type="radio"/> 唔開心 | <input type="radio"/> 處之泰然 | <input type="radio"/> 他們並不知情 |
| <input type="radio"/> 擔心經濟 | <input type="radio"/> 給我打氣 | <input type="radio"/> 不適用 |
| <input type="radio"/> 避而不談 | <input type="radio"/> 提供意見 | |

第三部份：個人資料

31) 性別： ☐ 男 ☐ 女32) 年齡： 33) 年級： ☐ 中一 ☐ 中三 ☐ 中五 ☐ 中七
☐ 中二 ☐ 中四 ☐ 中六 ☐ 其他（例如：IVE 課程）34) 住屋類型： ☐ 公屋(出租/出售) ☐ 員工宿舍
☐ 居屋或夾屋 ☐ 村屋/石屋
☐ 私人房屋 ☐ 其他(請說明：_____)
☐ 臨時房屋35) 請問你父親的教育程度？ ☐ 無受過任何正規教育/幼稚園 ☐ 預科(中六至中七/工業學院)
☐ 小學 ☐ 大專：非學士學位
☐ 初中(中一至中三) ☐ 大學或以上
☐ 高中(中四至中五) ☐ 不清楚36a) 請問你父親現時的工作狀況是： ☐ 在職 ☐ 退休人士(跳到第37題)
☐ 打理家務(跳到第37題) ☐ 其他(請說明：_____)
☐ 自僱人士 ☐ 不清楚
☐ 失業人士(跳到第37題)

36b) 請問你父親的職業是： _____

37) 請問你母親的教育程度： ☐ 受過任何正規教育/幼稚園 ☐ 預科(中六至中七/工業學院)
☐ 小學 ☐ 大專：非學士學位
☐ 初中(中一至中三) ☐ 大學或以上
☐ 高中(中四至中五) ☐ 不清楚38a) 請問你母親現時的工作狀況是： ☐ 在職 ☐ 退休人士(跳到第39題)
☐ 打理家務(跳到第39題) ☐ 其他(請說明：_____)
☐ 自僱人士 ☐ 不清楚
☐ 失業人士(跳到第39題)

38b) 請問你母親的職業是： _____

39) 你現時平均每月可供你個人開銷的金錢約有多少？請填上金額：\$, . 40) 你現時每月個人開銷的金額是來自：(可選多項) ☐ 父母 ☐ 祖父母或其他親戚
☐ 兄弟姐妹 ☐ 兼職工作
☐ 朋友 ☐ 其他(請說明：_____)
☐ 同學41) 你每星期兼職工作時間約有多久？ 小時42) 你每月兼職收入平均約有多少？\$, .

最後，我們會就此次研究題目作進一步探討，並可能有需要邀請閣下參與一個小組討論，讓我們進一步了解閣下的意見。如你有興趣參加有關討論，請留下聯絡資料。
所有意見及個人資料會絕對保密。

☐ 接受邀請 姓名：_____ 聯絡電話：_____ 聯絡電郵：_____☐ 不接受邀請

問卷完畢。多謝合作。



「香港人參與賭博活動情況」研究
Study on Hong Kong People's Participation in
Gambling Activities



20361



The Social Sciences Research Centre of the University of Hong Kong has been commissioned by the Home Affairs Bureau and funded by the Ping Wo Fund to conduct an evaluative study on "Hong Kong People's Participation in Gambling Activities". Youth's participation in and attitudes on different gambling activities are part of an important dimension in this study. Apart from students who accept our invitation to participate in the focus group discussion, other students are not required to give your names for this survey. **Please fill in the circle of your response completely and pay attention to skipping questions.** For students who are willing to participate in the focus group discussion, please leave your contact information after taking the survey. Your names will not be published in any article or report. All of the information and personal details you provided in this survey will be kept in strict confidence and discarded after the study. Your candidness and cooperation would have important significance to this youth gambling research study. Thank you very much for your participation in this study.

Section 1: Participation in gambling activities

1) Do you know if **your family members** have ever participated in the following gambling activities?

	Yes	No	Not Sure
1. Buying Mark Six tickets	<input type="radio"/>	<input type="radio"/>	<input type="radio"/>
2. Buying illegal Mark Six	<input type="radio"/>	<input type="radio"/>	<input type="radio"/>
3. Placing bets on horse racing through Hong Kong Jockey Club outlets	<input type="radio"/>	<input type="radio"/>	<input type="radio"/>
4. Placing bets on Hong Kong horse racing through local bookmakers	<input type="radio"/>	<input type="radio"/>	<input type="radio"/>
5. Placing illegal bets on horse racing through offshore bookmakers	<input type="radio"/>	<input type="radio"/>	<input type="radio"/>
6. Placing bets on Macau horse racing within Hong Kong	<input type="radio"/>	<input type="radio"/>	<input type="radio"/>
7. Placing bets on football games through Hong Kong Jockey Club outlets	<input type="radio"/>	<input type="radio"/>	<input type="radio"/>
8. Placing bets on football games through local bookmakers	<input type="radio"/>	<input type="radio"/>	<input type="radio"/>
9. Placing bets on football games through offshore bookmakers	<input type="radio"/>	<input type="radio"/>	<input type="radio"/>
10. Placing bets on other sporting events (except football games) through local bookmakers (Please specify:)	<input type="radio"/>	<input type="radio"/>	<input type="radio"/>
11. Placing bets on sporting events (except football games) through offshore bookmakers (Please specify:)	<input type="radio"/>	<input type="radio"/>	<input type="radio"/>
12. Playing mahjong in mahjong houses	<input type="radio"/>	<input type="radio"/>	<input type="radio"/>
13. Gambling on floating casino departing from Hong Kong	<input type="radio"/>	<input type="radio"/>	<input type="radio"/>
14. Gambling at Macau casino	<input type="radio"/>	<input type="radio"/>	<input type="radio"/>
15. Placing bets on online casino	<input type="radio"/>	<input type="radio"/>	<input type="radio"/>
16. Gambling at local illegal casino	<input type="radio"/>	<input type="radio"/>	<input type="radio"/>
17. Gambling with relatives and/or friends (e.g. mahjong, card games, or football betting)	<input type="radio"/>	<input type="radio"/>	<input type="radio"/>
18. Others (Please specify:)	<input type="radio"/>	<input type="radio"/>	<input type="radio"/>

2) Do you know if **your friends and schoolmates** have ever participated in the following gambling activities?

	Yes	No	Not Sure
1. Buying Mark Six tickets	<input type="radio"/>	<input type="radio"/>	<input type="radio"/>
2. Buying illegal Mark Six	<input type="radio"/>	<input type="radio"/>	<input type="radio"/>
3. Placing bets on horse racing through Hong Kong Jockey Club outlets	<input type="radio"/>	<input type="radio"/>	<input type="radio"/>
4. Placing bets on Hong Kong horse racing through local bookmakers	<input type="radio"/>	<input type="radio"/>	<input type="radio"/>
5. Placing illegal bets on horse racing through offshore bookmakers	<input type="radio"/>	<input type="radio"/>	<input type="radio"/>
6. Placing bets on Macau horse racing within Hong Kong	<input type="radio"/>	<input type="radio"/>	<input type="radio"/>
7. Placing bets on football games through Hong Kong Jockey Club outlets	<input type="radio"/>	<input type="radio"/>	<input type="radio"/>
8. Placing bets on football games through local bookmakers	<input type="radio"/>	<input type="radio"/>	<input type="radio"/>
9. Placing bets on football games through offshore bookmakers	<input type="radio"/>	<input type="radio"/>	<input type="radio"/>
10. Placing bets on other sporting events (except football games) through local bookmakers (Please specify:)	<input type="radio"/>	<input type="radio"/>	<input type="radio"/>
11. Placing bets on sporting events (except football games) through offshore bookmakers (Please specify:)	<input type="radio"/>	<input type="radio"/>	<input type="radio"/>
12. Playing mahjong in mahjong houses	<input type="radio"/>	<input type="radio"/>	<input type="radio"/>
13. Gambling on floating casino departing from Hong Kong	<input type="radio"/>	<input type="radio"/>	<input type="radio"/>
14. Gambling at Macau casino	<input type="radio"/>	<input type="radio"/>	<input type="radio"/>
15. Placing bets on online casino	<input type="radio"/>	<input type="radio"/>	<input type="radio"/>
16. Gambling at local illegal casino	<input type="radio"/>	<input type="radio"/>	<input type="radio"/>
17. Gambling with relatives and/or friends (e.g. mahjong, card games, or football betting)	<input type="radio"/>	<input type="radio"/>	<input type="radio"/>
18. Others (Please specify:)	<input type="radio"/>	<input type="radio"/>	<input type="radio"/>

- 9) What is your best estimate of how much of your income (allowance/part-time job) is used on **betting**?
- ☐ >100% ☐ 50% ☐ 5%
☐ 100% ☐ 25% ☐ Less than 5%
☐ 75% ☐ 10% ☐ 0%
- 10) What is your best estimate of how much of your income (allowance/part-time job) is used to **repay gambling debts**?
- ☐ >100% ☐ 50% ☐ 5%
☐ 100% ☐ 25% ☐ Less than 5%
☐ 75% ☐ 10% ☐ 0%
- 11) From whom did you ever borrow the money for repaying gambling debts? (Accept multiple responses)
- ☐ Family members ☐ Company ☐ By myself (e.g. from salary, allowance)
☐ Friends/Schoolmates ☐ Credit cards ☐ I have never had any gambling debt
☐ Relatives ☐ Banks ☐ Others (Please specify:) _____
☐ Colleagues ☐ Winning stakes

Mark Six

- 12) If you did bet on Mark Six through **Hong Kong Jockey Club** in the past one year, how did you do that? (Accept multiple responses) (If you have not gambled on Mark Six, please leave this blank and answer Q13)
- ☐ At Hong Kong Jockey Club outlets ☐ By using schoolmates'/friends' betting account for telephone or online betting
☐ By family members and relatives ☐ By using mobile phone's SMS messaging service
☐ By schoolmates/friends ☐ Others (Please specify:) _____
☐ By using family members' betting account for telephone or online betting

Local Horse Racing

- 13) If you did bet on horse racing through **Hong Kong Jockey Club** in the past one year, how did you do that? (Accept multiple responses) (If you have not gambled on horse racing, please leave this blank and answer Q14)
- ☐ At Hong Kong Jockey Club outlets ☐ By using family members' betting account for telephone or online betting
☐ From Race Course ☐ By using schoolmates'/friends' betting account for telephone or online betting
☐ By family members and relatives ☐ By using mobile phone's SMS messaging service
☐ By schoolmates/friends ☐ Others (Please specify:) _____

Football

- 14) If you did bet on football through **Hong Kong Jockey Club** in the past one year, how did you do that? (Accept multiple responses) (If you have not gambled on football, please leave this blank and answer Q15)
- ☐ From Hong Kong Jockey Club outlets ☐ By using schoolmates'/friends' betting account for telephone or online betting
☐ By family members and relatives ☐ By using mobile phone's SMS messaging service
☐ By schoolmates/friends ☐ Others (Please specify:) _____
☐ By using family members' betting account for telephone or online betting

Other sporting events (except football games)

- 15) If you did bet on **other sporting events** through Hong Kong Jockey Club in the past one year, how did you do that? (Accept multiple responses) (If you have not gambled on other sporting events, please leave this blank and answer Q16)
- ☐ By family members and relatives ☐ Through overseas betting company by using long-distance calls
☐ Through schoolmates/friends ☐ Through overseas betting company by using the internet
☐ Through local bookmakers by using telephone ☐ Others (Please specify:) _____
☐ Through local bookmakers in person

Gambling History

- 16) How often do your parents gamble?
- ☐ Always ☐ Often ☐ Sometimes ☐ Rarely ☐ Never
- 17) How often do your parents gamble?
- ☐ Always ☐ Often ☐ Sometimes ☐ Rarely ☐ Never

18) Please review your **first gambling experience** for the following questions:

(If you have no gambling experience, please skip to Q20)

- a). What was your age at that time? (Please put "99" for "Do not remember")
- b). What was the game you were playing at that time? _____
- c). Who invited/persuaded you to participate in the game?
- | | | |
|--|--|--|
| <input type="radio"/> I invited others | <input type="radio"/> Other relatives | <input type="radio"/> Casinos ads |
| <input type="radio"/> Friends or | <input type="radio"/> Colleagues | <input type="radio"/> Others (Please specify:) _____ |
| <input type="radio"/> schoolmates | <input type="radio"/> Mass media | <input type="radio"/> Do not remember |
| <input type="radio"/> Siblings | <input type="radio"/> Hong Kong Jockey Club's promotions | |
- d). What were the reasons for participating in that gambling activity? (Accept multiple responses)
- | | | |
|--|--|--|
| <input type="radio"/> Curiosity | <input type="radio"/> Hoping to win | <input type="radio"/> Entertaining other people |
| <input type="radio"/> Excitement seeking | <input type="radio"/> Just for fun | <input type="radio"/> Others (Please specify:) _____ |
| <input type="radio"/> Trying my luck | <input type="radio"/> Killing the time | <input type="radio"/> Do not remember |
- e). Did you use your own money that time?
- ☐ Yes ☐ No ☐ Do not remember
- f). What was the result of the game?
- ☐ I won ☐ Tied ☐ I lost ☐ Do not remember
- g). When did you participate in gambling activity again after that first time experience?
- | | |
|---|--|
| <input type="radio"/> Within the same week | <input type="radio"/> Several years later |
| <input type="radio"/> Within the same month | <input type="radio"/> Do not remember |
| <input type="radio"/> Within several months | <input type="radio"/> Never gamble again (Skip to Q20) |
| <input type="radio"/> Within the same year | |
- h). What were the reasons for continuing to gamble? (Accept multiple responses)
- | | |
|---|--|
| <input type="radio"/> Happiness | <input type="radio"/> Killing the time |
| <input type="radio"/> Excitement | <input type="radio"/> Entertaining other people |
| <input type="radio"/> Testing my luck | <input type="radio"/> Escaping from sadness and/or boredom |
| <input type="radio"/> Hoping to win money | <input type="radio"/> Others (Please specify:) _____ |
| <input type="radio"/> Hoping to enhance gambling skills | |

19) Please review your first football betting experience for the following questions: (If you have no football betting experience or your **first gambling experience** is football betting in Q18, please skip to Q20)

- a). What was your age at that time? (Please put "99" for "Do not remember")
- b). Through which channel did you place your bet that time?
- | | |
|---|---|
| <input type="radio"/> At Hong Kong Jockey Club outlets | <input type="radio"/> By using mobile phone's SMS messaging service |
| <input type="radio"/> By family members and relatives | <input type="radio"/> Placing bets through local bookmakers |
| <input type="radio"/> By schoolmates/friends | <input type="radio"/> Placing bets through offshore bookmakers |
| <input type="radio"/> By using family members'/relatives' betting account for telephone or online betting | <input type="radio"/> Others (Please specify:) _____ |
| <input type="radio"/> By using schoolmates'/friends' betting account for telephone or online betting | |
- c). Who invited/persuaded you to participate in that game?
- | | | |
|---|--|--|
| <input type="radio"/> I invited others | <input type="radio"/> Other relatives | <input type="radio"/> Casinos ads |
| <input type="radio"/> Friends or schoolmates | <input type="radio"/> Colleagues | <input type="radio"/> Others (Please specify:) _____ |
| <input type="radio"/> Siblings | <input type="radio"/> Mass media | <input type="radio"/> Do not remember |
| <input type="radio"/> Parents or grandparents | <input type="radio"/> Hong Kong Jockey Club's promotions | |
- d). What were the reasons for participating in that football betting? (Accept multiple responses)
- | | | |
|--|--|--|
| <input type="radio"/> Curiosity | <input type="radio"/> Hoping to win | <input type="radio"/> Entertaining other people |
| <input type="radio"/> Excitement seeking | <input type="radio"/> Just for fun | <input type="radio"/> Others (Please specify:) _____ |
| <input type="radio"/> Trying my luck | <input type="radio"/> Killing the time | <input type="radio"/> Do not remember |



e). What were the reasons for continuing to bet on football? (Accept multiple responses)

- | | |
|---|--|
| <input type="radio"/> Happiness | <input type="radio"/> Killing the time |
| <input type="radio"/> Excitement | <input type="radio"/> Entertaining other people |
| <input type="radio"/> Testing my luck | <input type="radio"/> Escaping from sadness and/or boredom |
| <input type="radio"/> Hoping to win money | <input type="radio"/> Others (Please specify:) _____ |
| <input type="radio"/> Hoping to enhance gambling skills | <input type="radio"/> Never bet on football again |

Section 2: Attitude and Opinion about Gambling

20) Do you agree that only those who are 18 years old and over can participate in gambling activities?

- ☐ Agree ☐ Disagree ☐ No comment

21) Would you participate in gambling activities when you turned 18?

- ☐ Yes ☐ No ☐ Don't know

22) What do you think about the media influence have on you regarding the coverage of different kinds of gambling activities? The coverage on different gambling activities in the media:

a). Makes you have easier access to gambling information?

- ☐ Yes ☐ No ☐ Don't know

b). Affects your attitude towards gambling?

- ☐ Yes ☐ No ☐ Don't know

c). Affects your participation in gambling activities?

- | | |
|--|----------------------------------|
| <input type="radio"/> Yes, it makes me want to participate in gambling activities more than before | <input type="radio"/> No |
| <input type="radio"/> Yes, it dissuades me from participating in gambling activities | <input type="radio"/> Don't know |

23) What do you think about the influence have on you regarding the **Hong Kong Jockey Club's promotions** (e.g. carnivals, Open Day, etc.) on different kinds of gambling activities? The coverage on different gambling activities in the media:

a). Affects your attitude towards gambling or not?

- ☐ Yes ☐ No ☐ Don't know

b). Affects your participation in gambling activities or not?

- | | |
|--|----------------------------------|
| <input type="radio"/> Yes, it makes me want to participate in gambling activities more than before | <input type="radio"/> No |
| <input type="radio"/> Yes, it dissuades me from participating in gambling activities | <input type="radio"/> Don't know |

* **Note: Please answer the following questions if you had engaged in gambling activities in the past one year. Otherwise, please skip to Q27.**

24) Did the following incidents ever happen to you in the past one year?

	Yes	No
1. I am preoccupied with gambling (e.g. reliving past gambling experiences, planning the next gambling venture, or thinking of ways to get money to gamble).	<input type="radio"/>	<input type="radio"/>
2. I increase larger bets, or greater risks, to continue to produce the desired level of excitement.	<input type="radio"/>	<input type="radio"/>
3. I continue to gamble despite repeated efforts to control, cut back, or stop the behavior.	<input type="radio"/>	<input type="radio"/>
4. I feel restless or irritated when I attempted to cut down or stop gambling.	<input type="radio"/>	<input type="radio"/>
5. I gamble to escape from problems.	<input type="radio"/>	<input type="radio"/>
6. I gamble to relieve a dysphoric mood (e.g. feelings of helplessness, guilt, anxiety, depression).	<input type="radio"/>	<input type="radio"/>
7. To undo a loss or series of losses, I need to keep gambling.	<input type="radio"/>	<input type="radio"/>
8. I lie to others to conceal the extent of involvement with gambling.	<input type="radio"/>	<input type="radio"/>
9. I resort to antisocial behavior (e.g. forgery, fraud, theft, or embezzlement) to obtain money.	<input type="radio"/>	<input type="radio"/>
10. I have jeopardized or lost a significant relationship because of gambling.	<input type="radio"/>	<input type="radio"/>
11. I have lost a job or career opportunity because of gambling.	<input type="radio"/>	<input type="radio"/>
12. I have lost educational or training opportunities because of gambling.	<input type="radio"/>	<input type="radio"/>
13. I have engaged in "bailout" behavior, turning to family or others for help with a desperate financial situation that was caused by gambling.	<input type="radio"/>	<input type="radio"/>

25) If the above incidents ever happened to you, in which of the following activities did the above usually happen? (Accept multiple responses)

- | | |
|---|---|
| <input type="radio"/> Buying Mark Six tickets | <input type="radio"/> Placing bets on online casino |
| <input type="radio"/> Buying illegal Mark Six | <input type="radio"/> Playing mahjong with relatives and/or friends/schoolmates |
| <input type="radio"/> Betting on local horse racing run by Hong Kong Jockey Club | <input type="radio"/> Gambling with relatives and/or friends/schoolmates on card games (Please tick all that apply) |
| <input type="radio"/> Placing bets on local Hong Kong horse racing through local bookmakers | <input type="radio"/> <input type="radio"/> Blackjack <input type="radio"/> Bridge <input type="radio"/> Card 13 |
| <input type="radio"/> Placing bets on horse racing through offshore bookmakers | <input type="radio"/> Placing bets on roulette |
| <input type="radio"/> Placing bets on Macau horse racing within Hong Kong | <input type="radio"/> Betting on Pai Kau |
| <input type="radio"/> Betting on football games through Hong Kong Jockey Club | <input type="radio"/> Playing slots |
| <input type="radio"/> Placing bets on football games through local bookmakers | <input type="radio"/> Betting on Cussec |
| <input type="radio"/> Placing bets on football games through offshore bookmakers | <input type="radio"/> Tossing coin |
| <input type="radio"/> Placing bets on other sporting events (except football games) through local and offshore bookmakers | <input type="radio"/> Others (Please specify:) _____ |
| (Please specify:) _____ | <input type="radio"/> Not applicable (Nothing in Q24 had ever happened in the past one year, please skip to Q.27) |
| <input type="radio"/> Gambling on floating casino departing from Hong Kong | |

26a) In the past 12 months, have you tried to **get any help** for problems related to your gambling, such as professional or person help?

- ☐ Yes (Go to 26b) ☐ No (Skip to 26d)

26b) If yes, where did you seek help? (Accept multiple responses)

- | | |
|---|--|
| <input type="radio"/> Friends/Schoolmates | <input type="radio"/> Social workers |
| <input type="radio"/> Teachers | <input type="radio"/> Counseling and treatment centres for problem and pathological gamblers |
| <input type="radio"/> Family members | <input type="radio"/> Others (Please specify:) _____ |

26c) If you needed **gambling counselling service**, how would you prefer to receive it? (Accept multiple responses)

- | | |
|---|---|
| <input type="radio"/> By telephone | <input type="radio"/> Mail |
| <input type="radio"/> Face to face counseling | <input type="radio"/> Self help manuals |
| <input type="radio"/> Internet (Skip to Q.27) | <input type="radio"/> Others (Please specify:) _____ |

* **Note: Please skip to Q.27 after answering the above question.**

26d) If no, why didn't you seek help for problems related to gambling? (Accept multiple responses)

- | | |
|--|---|
| <input type="radio"/> Don't know where to go | <input type="radio"/> Thought I could beat the problem on my own |
| <input type="radio"/> Too embarrassed to see a counselor | <input type="radio"/> I don't consider myself as having a problem |
| <input type="radio"/> The kind of help I wanted wasn't available locally | <input type="radio"/> Others (Please specify:) _____ |

27) Are you aware of the preventive and remedial measures to address gambling-related problems in the society?

- ☐ Yes ☐ No (Skip to Q.29)

28) Which measures to address gambling-related problems are you aware of in the past 12 months? (Accept multiple responses)

- | | |
|---|--|
| <input type="radio"/> Posters and banners | <input type="radio"/> Competition and activities |
| <input type="radio"/> TV commercials and docu-drama | <input type="radio"/> Counseling and treatment centres for problem and pathological gamblers |
| <input type="radio"/> Website | <input type="radio"/> Others (Please specify:) _____ |

29) How is your relationship with your family members? (Accept multiple responses)

- | | |
|---|--|
| <input type="radio"/> We trust each other | <input type="radio"/> We rarely see each other |
| <input type="radio"/> They understand me | <input type="radio"/> We seldom talk |
| <input type="radio"/> We do trust each other | <input type="radio"/> We disregard each other |
| <input type="radio"/> They do not understand me | <input type="radio"/> We always quarrel |

30) What is your family's reaction to your participation in gambling activities? (Accept multiple responses)

- | | | |
|--|--|---|
| <input type="radio"/> They want me to stop gambling | <input type="radio"/> They cannot do anything with me | <input type="radio"/> They add in stakes |
| <input type="radio"/> They persuade me to gamble less | <input type="radio"/> They do not care | <input type="radio"/> They lend me the money |
| <input type="radio"/> They are upset | <input type="radio"/> They feel calm | <input type="radio"/> They don't know that I gamble |
| <input type="radio"/> They are worried about the financial situation | <input type="radio"/> They support me | <input type="radio"/> Not applicable |
| <input type="radio"/> They avoid talking about it | <input type="radio"/> They give me advices on gambling | |

Section 3: Personal Particulars

31) Gender: ☐ Male ☐ Female

32) Age:

33) Class: ☐ S.1 ☐ S.3 ☐ S.5 ☐ S.7
☐ S.2 ☐ S.4 ☐ S.6 ☐ Others (e.g. IVE)

34) Housing type: ☐ Public housing ☐ Staff quarters
☐ Housing Authority/Housing Society subsidized sale flats ☐ Village houses
☐ Private housing ☐ Others
☐ Temporary housing (Please specify:)

35) What is your father's education level? ☐ No formal schooling/Kindergarten ☐ Matriculation (S.6 - S.7/Vocational school)
☐ Primary ☐ Tertiary (non-degree)
☐ Lower secondary (S.1 - S.3) ☐ Tertiary (degree) or above
☐ Upper secondary (S.4 - S.5) ☐ Not sure

36a) What is your father's working status? ☐ Employed ☐ Retired (Skip to Q37)
☐ Homemakers (Skip to Q37) ☐ Others (Please specify:)
☐ Self-employed ☐ Not sure
☐ Unemployed (Skip to Q37)

36b) What is the occupation of your father? _____

37) What is your mother's education level? ☐ No formal schooling/Kindergarten ☐ Matriculation (S.6 - S.7/Vocational school)
☐ Primary ☐ Tertiary (non-degree)
☐ Lower secondary (S.1 - S.3) ☐ Tertiary (degree) or above
☐ Upper secondary (S.4 - S.5) ☐ Not sure

38a) What is your mother's working status? ☐ Employed ☐ Retired (Skip to Q39)
☐ Homemakers (Skip to Q39) ☐ Others (Please specify:)
☐ Self-employed ☐ Not sure
☐ Unemployed (Skip to Q39)

38b) What is the occupation of your mother? _____

39) What is your monthly allowance? Please write down the amount: \$, .

40) Who gives you the allowance? (Accept multiple responses) ☐ Parents ☐ Grandparents or other relatives
☐ Siblings ☐ Part-time job
☐ Friends ☐ Others
☐ Schoolmates (Please specify:)

41) How many hours do you commit in your part-time job **weekly**? Hours

42) How much do you earn from your part-time job **monthly**? \$, .

At last, we would like to have a focus group discussion regarding adolescents' views on gambling issues. We would like to invite you to participate in this focus group discussion. If you are interested, please leave your name and contact number below. All of your opinions and personal information will be kept in strict confidence.

☐ Yes, I accept your invitation to participate in the focus group discussion.

Name: _____ Contact number: _____ Email address: _____

☐ No, I am not interested.

The end. Thank you.



Appendix D: Interviewer Guidelines for Focus Group Discussions

小組討論的訪問大綱 Interview Guideline

病態賭徒 Pathological gamblers

程序一：研究簡介 Part 1: Briefing

大家好！我姓梁，大家可以叫我做Connie，係負責今次研究的同事。好多謝你們今日抽時間接受今次研究嘅小組討論。今次香港大學社會科學研究中心係受民政事務局委託，進行有關《香港人參與博彩活動》嘅研究。今次整個討論大概係一至一個半小時，而整過程都會錄音，目的是爲了方便準確記錄訪問嘅內容。但你們可以放心，你嘅分享同意見係絕對保密嘅。你們的名字並不會喺任何的文章和報告內出現。研究完成後，所有資料同錄音帶亦都會清洗或燒毀。你嘅坦白分享，對今次研究賭博人士的經驗會好有幫助。討論完畢後，煩請大家填一份不記名的背景資料問卷以作研究。請問有無任何疑問，如果無的話依家就開始訪問。

Good evening. My name is Connie and I am from the Social Sciences Research Center of the University of Hong Kong. The Home Affairs Bureau has commissioned the SSRC to conduct an evaluative study on Hong Kong People's Participation in Gambling Activities. Today's focus group discussion will last about 1 to 1.5 hours. The whole discussion will be audio taped. Please be sure that all the information collected will be kept strictly confidential and your names will not appear in any published articles or reports. All the information and tapes will be destroyed after finishing the study. Your candidness is very important to this study in understanding gamblers' experience and behaviors. At the end of this focus group discussion, please kindly answer an anonymous background information survey for further study. If there are no other questions, shall we start the discussion?

程序二：大綱 Part 2: Outline

3 染上賭癮的過程 The process of becoming a pathological gambler

3.2 請問你幾多歲開始參與賭博活動？是甚麼原因或情況開始？那一次是玩甚麼賭博遊戲？

At what age did you start gambling? How did it happen? What gambling activity did you engage in?

3.3 請問那次同甚麼人賭？有無輸贏？當時的感覺是怎樣？

Who did you gamble with? Did you win? What was your feeling at that time?

3.4 請問有甚麼原因令你愛上賭博 (如: 刺激、贏錢、逃避苦惱和壓力)?
What made you like gambling (e.g. excitement, winning, escaping from problems and pressure, etc.)?

4 沉迷程度 **Level of addiction**

4.2 請你可否描述一下你以前賭博的熱愛程度? 最高峰時期是怎樣的情況? 喜歡那一種賭博遊戲?

Would you please describe how much did you fancy for gambling in the past? What was it like during the most critical period? Which gambling activity did you like most?

4.3 請問最瘋狂最厲害的經驗是怎樣? 當時情況怎樣?
What was your most serious and most extreme experience?

4.4 請問當時有否爲了賭博而做一些影響你正常生活的事 (如: 不上班、失蹤一段時間)? 當時你有無覺得這些是問題?

At that time, did you do anything which affects your normal daily lives just for gambling (e.g. not going to work, disappearing for a period of time, etc.)? Did you realize those were problems?

4.5 在整個賭博過程中，由計劃到賭博完爲止，你當中有想法和感受?
What were your feelings about the whole gambling process, from planning to gamble to the end?

4.6 當時有否嘗試過減少賭博? 如有，爲甚麼? 如沒有，爲甚麼?
Did you try to stop gambling at that time? If yes, why? If no, why not?

4.7 當不賭博時，你有無甚麼感覺 (如: 情緒上有無甚麼不同)?
How did you feel when you stopped gambling (e.g. emotional difference)?

4.8 賭博有甚麼吸引力令你不斷繼續參與賭博活動 (如: 傳媒報導、賭場和娛樂場所廣告、朋友影響、想贏大錢等)?
What were the reasons for continuing to gamble (e.g. media coverage, advertisements of casinos and entertainment venues, friends' influence, hoping to win a large sum of money, etc.)?

4.9 當你輸錢時，有甚麼原因 (如: 信念) 令你繼續賭落去?
What were the reasons (e.g. beliefs) for continuing betting when you lost money?

4.10 請問你曾否控制自己不參與賭博? 如有的話，是怎樣的情況? 是甚麼或誰人幫助到你?
If there were times you could restrain from gambling? How did you do that? What and who helped you?

5 賭博的影響

Harms caused by problem gambling

5.2 沉迷賭博對你的生活有甚麼影響 (在工作上、家庭上、經濟上、情緒上、人際關係上、個人形象上等)?

How problem gambling has affected your life (in terms of work, family, financial situation, emotions, interpersonal relationship, self-image, etc.)?

5.3 請問你的賭博問題對家庭和身邊的人有甚麼影響?

What problems has problem gambling caused to family members and other close ones?

5.4 請問你如何處理因賭博帶來的問題和情緒 (包括自己和身邊家人朋友)? 曾向誰人尋求幫助 (如: 社會服務機構、教會或輔導員求助)? 結果如何? 如無尋求幫助, 爲甚麼?

How do you handle the pressure and emotional problems caused by problem gambling (including your family members' and your problems)? From whom did you ever seek help (e.g. social services organizations, church, or counselors, etc.)? What was the result? If you have not sought help from others, why?

5.5 家人或朋友曾怎樣幫助過你去處理經濟或/和賭博問題?

Have your family and friends ever helped you in handling the financial and gambling problems?

5.6 請問你覺得沉迷賭博對你及家人最大的禍害是甚麼?

What do you think is the most painful experience or harm has problem gambling caused you and to your family?

6 認知及價值觀

Awareness and values

6.2 請問你身邊的親人對你參與賭博活動有甚麼看法?

What do your close ones think about your participation in gambling activities?

6.3 你認為運氣同技巧在賭博過程中有幾重要? 邊樣較為重要?

How important do you think about the skills and luck involved in gambling? Which one is more important?

6.4 在賭博事項上, 你認為朋有的認同是否較家人的反對重要?

Do you think that peer approval act stronger than family disapproval?

6.5 你認為贏錢有無甚麼秘訣?

What do you think are the secrets for winning?

6.6 你通常點處理所贏的金錢?

How do you usually handle the winning money?

6.7 請問你對金錢有甚麼看法? 物質生活對你有幾重要?

How do you value money? How important is it to you to live a material life?

6.8 你認為你性格哪一方面與你的賭博行為有關? (例如好勝, 喜歡刺激, 易受其他人影響)

How your character is related to your gambling behaviour? For example, the eagerness to win, aspiration for excitement, easily influenced by others.

6.9 你的成長家庭是否同你有同一的看法? 他們有否參與賭博活動?

Does the family where you brought up have the same values as you? Do your family members participate in gambling activities?

7 尋求幫助

Seeking assistance

7.2 甚麼時候覺得要找專業人士去幫助解決賭博問題? 有甚麼原因? 當時是否願意接受幫助? 如不願意, 甚麼情況和誰令你接受治療? 現在情況怎樣? 過程中有無遇到甚麼困難?

At what stage did you think you needed help from the specialists to your gambling problem? What were your reasons? At first, were you willing to receive professional help? If no, what and who made you accept treatment? How are you doing now?

7.3 你對戒賭服務有何意見或提議? 你認為賭徒及他的家庭需要甚麼幫助及服務? Do you have any opinions or suggestions about this assistance service? What assistance and services do you think are needed for pathological gamblers and their families?

7.4 在戒賭過程中, 有甚麼可幫助你不賭博? 你認為家人扮演甚麼角色? 家人的支持有幾重要?

During the treatment process, what do think would help you from gambling? What role do you think family members play in assisting you? How important is family support?

7.5 你認為傳媒在幫助提供賭博資訊的方式對你的賭博行為是否有影響?

To what extent do you think the responsibility the media has in the provision of information which helps gambling?

5.5 你認為傳媒應怎樣處理賭博資訊以減少對社會的影響?

What do you think the media should do in providing gambling-related information so as to minimize the impact on the society?

7.6 請問你覺得傳媒在教育市民有關賭博的負面影響上是否有責任和應該扮演甚麼角色?

To what extent do you think the role and responsibility the media has in educating people about the negative impact of gambling?

程序三：背景資料及解散討論小組

Part 3: Background information and Debriefing

今次的小組討論到此為止，好多謝大家的參與。如大家對有關研究有甚麼問題，你們可以聯絡我，電話: 2241-5795。希望你們在離開之前可以填一份不留名的背景資料問卷，填完後可交回給我。

This is the end of the focus group discussion. Thank you very much for your participation today. If you have any question about this research, you may contact me at 2241-5795. Would you please fill out an anonymous background information survey for me before you leave? Thank you.

背景資料

Background Information

1. 請問你是沉迷於甚麼賭博活動? (可選多項)

Which types of gambling activities are you having problem with? (Accept multiple responses)

- | | |
|--------------------|--------------------------------|
| 1. 賽馬 | Horse racing |
| 2. 賭足球 | Soccer betting |
| 3. 賭場 | Casino |
| 4. 賽狗 | Dog racing |
| 5. 網上賭場 | Online casino |
| 6. 麻雀 | Mahjong |
| 7. 啤牌 | Poker |
| 8. 其他 (請說明: _____) | Others (Please specify: _____) |

2. 請問你的婚姻狀況怎樣? (如單身，請跳答Q.5)

What is your marital status? (If single, please skip to Q.5)

- | | |
|----------|--------------------|
| 1. 已婚 | Married |
| 2. 離婚/分居 | Divorced/Separated |
| 3. 喪偶 | Widowed |
| 4. 單身 | Single |

3. 請問你有沒有子女? 有/無

Do you have any children? Yes/No

4. 請問他們年紀多大? _____

How old are they? _____

5. 請問你的教育程度是:

What is your education level?

- | | |
|-------------------|---|
| 1. 無受過任何正規教育/幼稚園 | No formal schooling/Kindergarten |
| 2. 小學 | Primary |
| 3. 初中(中一至中三) | Lower secondary (S.1 – S.3) |
| 4. 高中(中四至中五) | Upper secondary (S.4 – S.5) |
| 5. 預科(中六至中七/工業學院) | Matriculation (S.6 – S.7/Vocational school) |
| 6. 大專: 非學士學位 | Tertiary (non-degree) |
| 7. 大學或以上 | Tertiary (degree) or above |
| 8. 不清楚 | Not sure |

6. 請問你現在有沒有工作?

Are you working now?

- | | |
|--------------------|--------------------------------|
| 1. 僱員 | Employee |
| 2. 僱主 | Employer |
| 3. 自僱 | Self-employed |
| 4. 學生 | Student (skip to Q.8) |
| 5. 主婦 | Housewife (skip to Q.8) |
| 6. 失業 | Unemployed (skip to Q.8) |
| 7. 退休 | Retired (skip to Q.8) |
| 8. 其他 (請說明: _____) | Others (Please specify: _____) |

7. 請問是哪一個行業? _____
Which profession are you in? _____

8. 請問家人曾否在經濟上幫助你? 有/無
Have you ever received financially assistance from your family? Yes/No

9. 請問是誰提議你去接受輔導? _____
Who suggested you to receive counseling? _____

9. 請問你接受了治療有多久? _____
How long have you been in treatment? _____

10. 請問現在的情況如何? _____
How is your condition now? _____

多謝合作
Thank you

小組討論的訪問大綱

Interview Guideline

病態賭徒的家人

Family members of pathological gamblers

程序一：研究簡介

Part 1: Briefing

大家好！我姓梁，大家可以叫我做Connie，係負責今次研究的同事。好多謝你們今日抽時間接受今次研究嘅小組討論。今次香港大學社會科學研究中心係受民政事務局委託，進行有關《香港人參與博彩活動》嘅研究。今次整個討論大概係一至一個半小時，而整過程都會錄音，目的是為了方便準確記錄訪問嘅內容。但你們可以放心，你嘅分享同意見係絕對保密嘅。你們的名字並不會喺任何的文章和報告內出現。研究完成後，所有資料同錄音帶亦都會清洗或燒毀。你嘅坦白分享，對今次研究賭博人士的經驗會好有幫助。討論完畢後，煩請大家填一份不留名的背景資料問卷以作研究。請問有無任何疑問，如果無的話依家就開始訪問。

Good evening. My name is Connie and I am from the Social Sciences Research Center of the University of Hong Kong. The Home Affairs Bureau has commissioned the SSRC to conduct an evaluative study on Hong Kong People's Participation in Gambling Activities. Today's focus group discussion will last about 1 to 1.5 hours. The whole discussion will be audio taped. Please be sure that all the information collected will be kept strictly confidential and your names will not appear in any published articles or reports. All the information and tapes will be destroyed after finishing the study. Your candidness is very important to this study in understanding gamblers' experience and behaviors. At the end of this focus group discussion, please kindly answer an anonymous background information survey for further study. If there are no other questions, shall we start the discussion?

程序二：大綱

Part 2: Outline

1 對家人參與賭博活動的觀感

Views on family member's participation in gambling activities

1.1 請問大家對家人賭博有甚麼看法？在發現有家人沉迷賭博之前或之後有無分別？（熱身問題）

What do you think about family member's gambling? Is there a difference before and after the family member became a pathological gambler? (Warm up question)

1.2 請問該家人是否本來也喜歡賭錢？當時有否想過這個嗜好會影響家庭生活與經濟？

Did your family member also like gambling before the problem? Did you ever think that this hobby would affect family lives and the family financial situation?

1.3 請問該家人沉迷於那一項賭博活動？

Which types of gambling activities is the family member having the problem with?

1.4 請問是甚麼時候發現該家人開始失控或沉迷賭博? 如何發現呢?

When did you realize that the family member started to lose control and indulge in gambling? How did you find out that?

1.5 是甚麼引起該家人的賭博問題 (如: 傳媒報導、賭場和娛樂場所廣告、朋友影響)?

What stimulated the family member's gambling problem (e.g. media coverage, advertisements of casinos and other entertainment venues, friends' influence)?

1.6 當時的心情是怎樣? 那一刻怎樣去面對和處理?

How did you feel when you first discovered that? How did you cope with or handle the incident?

1.7 那時有無想過有甚麼辦法去幫助該家人? 你認為家人在幫助賭徒上有甚麼角色?

Did you have any ideas to try to help your family member at that time? What role do you think family members play in assisting the gamblers?

2 賭博對你們的影響

Harms caused by problem gambling

2.1 家人沉迷賭博對家庭或身邊的人有甚麼影響?

How family member's indulgence in gambling activities has affected the family or close ones?

2.2 你如何面對家人好賭而帶來的壓力問題? 曾向誰人尋求幫助(如: 社會服務機構、教會或輔導員求助)? 結果如何? 如無尋求幫助, 為甚麼?

How do you handle the pressure and other emotional problems caused by the family member? From whom did you ever seek help (e.g. social services organizations, church, counselors, etc.)? How was the result? If you have not sought help from others, why not?

2.3 經濟上, 有無因為家人的賭博問題而有很大的改變? 有無試過去幫他? 如試過, 用什麼方法? 如沒有, 為甚麼?

Is there a great difference in family's financial situation due to family member's problem gambling? Have you ever tried to help him (to repay debts)? If yes, how? If no, why not?

2.4 家人的賭博問題帶來的最大痛苦或禍害是甚麼? 為甚麼?

What do you think is the most painful experience or harm has problem gambling caused in this incident? Why?

3. 尋求幫助

Seeking assistance

3.1 甚麼時候覺得要找專業人士去幫助解決家人賭博問題? 當時家人是否願意接受幫助? 如不願意, 你怎樣令他/她接受治療? 現在情況怎樣?

At what stage did you think you needed help from the specialists to solve the family member's gambling problem? At first, was the family member willing to receive professional help? If no, how did you make him/her to accept treatment? How is s/he doing now?

3.2 請問你覺得傳媒在賭博事項上應該抱甚麼態度和有甚麼責任？

What do you think about the role and responsibility the media should be taken in handling gambling issues?

3.3 你對戒賭服務有何意見？你認為賭徒的家庭需要甚麼幫助及服務？

Do you have any opinions or suggestions about this assistance service? What assistance and services do you think are needed for families of pathological gamblers?

程序三：背景資料及解散討論小組

Part 3: Background information and Debriefing

今次的小組討論到此為止，好多謝大家的參與。如大家對有關研究有甚麼問題，你們可以聯絡我，電話: 2241-5795。希望你們在離開之前可以填一份不記名的背景資料問卷，填完後可交回給我。

This is the end of the focus group discussion. Thank you very much for your participation today. If you have any question about this research, you may contact me at 2241-5795. Would you please fill out an anonymous background information survey for me before you leave? Thank you.

背景資料

Background Information

1. 請問要戒賭的家人是沉迷於甚麼賭博活動? (可選多項)

Which types of gambling activities is the family member having problem with?
(Accept multiple responses)

- | | |
|--------------------|--------------------------------|
| 1. 賽馬 | Horse racing |
| 2. 賭足球 | Soccer betting |
| 3. 賭場 | Casino |
| 4. 賽狗 | Dog racing |
| 5. 網上賭場 | Online casino |
| 6. 麻雀 | Mahjong |
| 7. 啤牌 | Poker |
| 8. 其他 (請說明: _____) | Others (Please specify: _____) |

2. 請問你與該家人是甚麼關係? (如不是配偶，請答Q.6)

What is your relationship with the family member? (If not option 1, skip to Q.6)

- | | |
|--------------------|--------------------------------|
| 1. 配偶 | Spouse |
| 2. 父女/父子/母女/母子 | Parent/daughter, parent/son |
| 3. 兄弟姐妹 | Siblings |
| 4. 親戚 | Relatives |
| 5. 其他 (請說明: _____) | Others (Please specify: _____) |

3. 請問你們現在的婚姻狀況怎樣?

What is your marital status?

- | | |
|------------|---------------|
| 1. 分居 | Separated |
| 2. 離婚 | Divorced |
| 3. 仍維持婚姻關係 | Still married |

4. 請問你有沒有子女? 有/無

Do you have any children? Yes/No

5. 請問他們年紀多大? _____

How old are they? _____

6. 請問你現在有沒有工作?

Are you working?

- | | |
|--------------------|--------------------------------|
| 1. 僱員 | Employee |
| 2. 僱主 | Employer |
| 3. 自僱 | Self-employed |
| 4. 學生 | Student |
| 5. 主婦 | Housewife |
| 6. 失業 | Unemployed |
| 7. 退休 | Retired |
| 8. 其他 (請說明: _____) | Others (Please specify: _____) |

7. 請問你屬於哪一個行業? _____

Which profession are you in? _____

8. 請問你曾否在經濟上幫助要戒賭的家人? 有/無

Have you ever financially assisted the family member? Yes/No

9. 請問是誰提議要戒賭的家人去接受輔導? _____

Who suggested the family member to receive counseling? _____

多謝合作
Thank you

小組討論的訪問大綱

Interview Guideline

社交賭徒

Social gamblers

程序一：研究簡介

Part 1: Briefing

大家好！我姓梁，大家可以叫我做Connie，係負責今次研究的同事。好多謝你們今日抽時間接受今次研究嘅小組討論。今次香港大學社會科學研究中心係受民政事務局委託，進行有關《香港人參與博彩活動》嘅研究。今次整個討論大概係一個半小時，而整過程都會錄音，目的是爲了方便準確記錄訪問嘅內容。但你們可以放心，你嘅分享同意見係絕對保密嘅。你們的名字並不會喺任何的文章和報告內出現。研究完成後，所有資料同錄音帶亦都會清洗或燒毀。你嘅坦白分享，對今次研究賭博人士的經驗會好有幫助。討論完畢後，煩請大家填一份不記名的背景資料問卷以作研究。請問有無任何疑問，如果無的話依家就開始訪問。

Good evening. My name is Connie and I am from the Social Sciences Research Center of the University of Hong Kong. The Home Affairs Bureau has commissioned the SSRC to conduct an evaluative study on Hong Kong People's Participation in Gambling Activities. Today's focus group discussion will last about 1 to 1.5 hours. The whole discussion will be audio taped. Please be sure that all the information collected will be kept strictly confidential and your names will not appear in any published articles or reports. All the information and tapes will be destroyed after finishing the study. Your candidness is very important to this study in understanding gamblers' experience and behaviors. At the end of this focus group discussion, please kindly answer an anonymous background information survey for further study. If there are no other questions, shall we start the discussion?

程序二：大綱

Part 2: Outline

1. 賭博的過程

The process of gambling

1.1 請問你幾多歲開始參與賭博活動？是甚麼原因或情況開始？那一次是玩甚麼賭博遊戲？

At what age did you start gambling? How did it happen? What gambling activity did you engage in?

1.2 請問那次同甚麼人賭？有無輸贏？當時的感覺是怎樣？

Who did you gamble with? Did you win? What was your feeling at that time?

1.3 請問有甚麼原因令你喜歡賭博（如：刺激、贏錢、逃避苦惱和壓力）？

What makes you like gambling (e.g. excitement, winning, escaping from problems and pressure, etc.)?

2. 熱愛程度

Level of appreciation

2.1 請你可否描述一下你現在對賭博的熱愛程度有幾深?你喜歡那一種賭博遊戲?
Would you please describe how much do you like gambling? Which gambling activity do you like most?

2.2 請問在過去一年你有幾經常參與賭博活動? 賭注通常會幾大?
In the past one year, how often did you participate in gambling activities? How much were the stakes?

2.3 在整個賭博過程中, 由計劃到賭博完為止, 你當中有想法和感受?
How do you feel during the whole gambling process, i.e. from planning to the gambling activity to the end?

2.4 過往最瘋狂最厲害的賭博經驗是怎樣? 是幾時和在哪裡發生? 當時情況怎樣?
What was your most serious and most extreme experience? When and where did it happen? What was the situation like?

2.5 請問有否爲了賭博而做一些影響你正常生活的事 (如: 不上班、失蹤一段時間)?
Have you ever done anything which affects your normal daily lives just for gambling (e.g. not going to work, disappearing for a period of time, etc.)?

2.6 當不賭博時, 你有無甚麼感覺 (如: 情緒上有無甚麼不同)?
How do you feel when you are not gambling (e.g. emotional difference)?

2.7 賭博有甚麼吸引力令你繼續參與賭博活動 (如: 傳媒報導、賭場和娛樂場所廣告、朋友影響、想贏大錢等)?
What are the reasons for continuing to gamble (e.g. media coverage, advertisements of casinos and entertainment venues, friends' influence, hoping to win a large sum of money, etc.)?

2.8 當你輸錢時, 有甚麼原因 (如: 信念)令你繼續賭落去?
What are the reasons (e.g. beliefs) for continuing betting even when you are losing?

2.9 請問你平時還有甚麼興趣和消遣?
What are your usual pastimes?

3. 賭博的影響

Influence of gambling

3.1 賭博對你的生活有沒有甚麼影響 (在工作上、家庭上、經濟上、情緒上、人際關係上、個人形象上等)?
Does gambling affect your life (in terms of work, family, financial situation, emotions, interpersonal relationship, self-image, etc.)?

3.3 賭博有否帶給你壓力和情緒的問題? 如有, 請問你怎樣處理? 有否尋求協助? 家人或朋友曾怎樣幫助過你?

Has gambling ever caused you any pressure or emotional problems? If yes, how do you handle those problems? Have you ever sought help? Have your family and friends ever helped you?

4. 認知及價值觀

Awareness and values

4.1 請問你對賭博有甚麼看法? 你身邊的親人對你參與賭博活動有甚麼看法?

What do you think about gambling? What do your close ones think about your participation in gambling activities?

4.2 你認為運氣同技巧在賭博過程中有幾重要? 邊樣較為重要? 你認為贏錢有無甚麼秘訣?

How important do you think about the skills and luck involved in gambling? Which one is more important? What do you think are the secrets for winning?

4.3 你認為你性格哪一方面與你的賭博行為有關? 例如好勝, 喜歡刺激, 易受其他人影響

How your character is related to your gambling behaviour? For example, the eagerness to win, aspiration for excitement, easily influenced by others.

4.4 你通常點處理所贏的金錢?

How do you usually handle the winning money?

4.5 請問你對金錢有甚麼看法? 物質生活對你有幾重要?

How do you value money? How important is it to you to live a material life?

4.6 你的成長家庭是否同你有同一的看法? 他們有否參與賭博活動?

Does the family where you brought up have the same values as you? Do your family members participate in gambling activities?

4.7 請問你認為有甚麼因素令你維持於社交賭博的狀態而不致變成問題賭徒?

What do you think are the protective factors for you to be remained as social gamblers instead of developing into pathological gamblers?

4.8 如用1—5分來表示你對賭博的自制能力, 請問你認為你有幾多分 (5分為最有自制能力)?

On a 5 point scale, how do you rate your ability to resist gambling impulses?

4.9 請問對你生命有影響力的人會否對你的參與賭博活動有影響? 如他們要你和他們賭博, 你認為你會否拒絕參與?

Do your mentors in life affect your participation in gambling activities? For example, if they would like you to gamble with them, would you refuse them?

5. 尋求幫助

Seeking assistance

5.1 請問你會否想過戒賭? 如有, 爲甚麼要戒賭呢? 共戒過幾多次? 是怎樣實行? 是否成功? 爲甚麼? 如沒有, 爲甚麼?

Have you ever thought about not gambling anymore? If yes, why? How many times have you tried and in what ways? Successful or not? If no, why not?

5.2 你會否找社會服務機構或教會或專業人士 (如: 輔導員求助)? 效果如何?

Have you tried seeking assistance from the professionals (e.g. counselors)? What do you think about it?

5.3 你對戒賭服務有何意見或提議? 你認為賭徒的家庭需要甚麼幫助及服務?

Do you have any opinions or suggestions about this assistance service? What assistance and services do you think are needed for gamblers' families?

5.4 請問你認為在戒賭過程中, 家人扮演甚麼角色? 家人的支持有幾重要?

During the treatment process, what role do family members play in help the gamblers? How important is family support?

5.5 你認為傳媒在提供賭博資訊的方式對你的賭博行為是否有影響?

To what extent do you think the responsibility the media has in the provision of information related to gambling?

5.5 你認為傳媒應怎樣處理賭博資訊以減少對社會的影響?

What do you think the media should do in providing gambling-related information so as to minimize the impact on the society?

5.6 請問你覺得傳媒在教育市民有關賭博的負面影響上是否有責任和應該扮演甚麼角色?

To what extent do you think the role and responsibility the media has in educating people about the negative impact of gambling?

程序三：背景資料及解散討論小組

Part 3: Background information and Debriefing

今次的小組討論到此為止，好多謝大家的參與。如大家對有關研究有甚麼問題，你們可以聯絡我，電話: 2241-5795。希望你們在離開之前可以填一份不留名的背景資料問卷，填完後可交回給我。

This is the end of the focus group discussion. Thank you very much for your participation today. If you have any question about this research, you may contact me at 2241-5795. Would you please fill out an anonymous background information survey for me before you leave? Thank you.

背景資料

Background Information

1. 請問你是喜歡甚麼賭博活動? (可選多項)

Which types of gambling activities do you like? (Accept multiple responses)

- | | |
|--------------------|--------------------------------|
| 1. 賽馬 | Horse racing |
| 2. 賭足球 | Football betting |
| 3. 賭場 | Casino |
| 4. 賽狗 | Dog racing |
| 5. 網上賭場 | Online casino |
| 6. 麻雀 | Mahjong |
| 7. 啤牌 | Poker |
| 8. 其他 (請說明: _____) | Others (Please specify: _____) |

2. 請問你喜歡賭博的原因?

Why do you like gambling?

- | | |
|--------------------|---|
| 1. 刺激 | It is exciting |
| 2. 娛樂 | It is a kind of entertainment |
| 2. 消磨時間 | It is for killing time |
| 3. 社交活動 | It is a social activity |
| 4. 消除壓力 | It helps to release stress and pressure |
| 5. 忘記煩惱 | It helps to forget troubles |
| 6. 其他: (請註明 _____) | Others (Please specify: _____) |

3. 請問你的婚姻狀況怎樣? (如單身，請跳答Q.6)

What is your marital status? (If single, please skip to Q.6)

- | | |
|----------|--------------------|
| 1. 已婚 | Married |
| 2. 離婚/分居 | Divorced/Separated |
| 3. 喪偶 | Widowed |
| 4. 單身 | Single |

4. 請問你有沒有子女? 有/無

Do you have any children? Yes/No

5. 請問他們年紀多大? _____
How old are they? _____

6. 請問你的教育程度是:
What is your education level?

- | | |
|-------------------|---|
| 1. 無受過任何正規教育/幼稚園 | No formal schooling/Kindergarten |
| 2. 小學 | Primary |
| 3. 初中(中一至中三) | Lower secondary (S.1 – S.3) |
| 4. 高中(中四至中五) | Upper secondary (S.4 – S.5) |
| 5. 預科(中六至中七/工業學院) | Matriculation (S.6 – S.7/Vocational school) |
| 6. 大專：非學士學位 | Tertiary (non-degree) |
| 7. 大學或以上 | Tertiary (degree) or above |
| 8. 不清楚 | Not sure |

7. 請問 現在有沒有工作?
Are you working now?

- | | |
|--------------------|--------------------------------|
| 1. 僱員 | Employee |
| 2. 僱主 | Employer |
| 3. 自僱 | Self-employed |
| 4. 學生 | Student (skip to Q.8) |
| 5. 主婦 | Housewife (skip to Q.8) |
| 6. 失業 | Unemployed (skip to Q.8) |
| 7. 退休 | Retired (skip to Q.8) |
| 8. 其他 (請說明: _____) | Others (Please specify: _____) |

8. 請問是哪一個行業? _____
Which profession are you in? _____

9. 請問家人曾否在經濟上幫助你? 有/無
Have you ever received financially assistance from your family? Yes/No

10. 請問你有否打算停止賭博?
Do you plan to stop gambling?

- | | |
|------------------|----------------------|
| 1. 有 (原因: _____) | Yes (Reasons: _____) |
| 2. 無 | No |

多謝合作
Thank you

小組討論的訪問大綱

Interview Guideline

青少年 Youth

程序一：研究簡介 Part 1: Briefing

大家好！我姓梁，大家可以叫我做Connie，係負責今次研究的同事。好多謝你們今日抽時間接受今次研究嘅小組討論。今次香港大學社會科學研究中心係受民政事務局委託，進行有關《香港人參與博彩活動》嘅研究。今次整個討論大概係一個半小時，而整過程都會錄音，目的是爲了方便準確記錄訪問嘅內容。但你們可以放心，你嘅分享同意見係絕對保密嘅。你們的名字並不會喺任何的文章和報告內出現。研究完成後，所有資料同錄音帶亦都會清洗或燒毀。你嘅坦白分享，對今次研究賭博人士的經驗會好有幫助。討論完畢後，煩請大家填一份不記名的背景資料問卷以作研究。請問有無任何疑問，如果無的話依家就開始訪問。

Good evening. My name is Connie and I am from the Social Sciences Research Center of the University of Hong Kong. The Home Affairs Bureau has commissioned the SSRC to conduct an evaluative study on Hong Kong People's Participation in Gambling Activities. Today's focus group the richness of the questions sounds more like for individual interview rather than focus group discussion will last about 1 to 1.5 hours. The whole discussion will be audio taped. Please be sure that all the information collected will be kept strictly confidential and your names will not appear in any published articles or reports. All the information and tapes will be destroyed after finishing the study. Your candidness is very important to this study in understanding gamblers' experience and behaviors. At the end of this focus group discussion, please kindly answer an anonymous background information survey for further study. If there are no other questions, shall we start the discussion?

程序二：大綱 Part 2: Outline

1. 賭博的過程 The process of gambling

1.1 請問你幾多歲開始參與賭博活動？是甚麼原因或情況開始？那一次是玩甚麼賭博遊戲？

At what age did you start gambling? How did it happen? What gambling activity did you engage in?

1.2 請問那次同甚麼人賭？有無輸贏？當時的感覺是怎樣？

Who did you gamble with? Did you win? What was your feeling at that time?

1.3 請問你有幾喜愛賭博？

How much do you like gambling?

2 參與賭博活動

Participation in gambling activities

2.1 請問你會否向香港賽馬會投注？賭注通常會幾大？從何事開始？大約每月投注額有多少？

How often do you participate in gambling activities ran by the Hong Kong Jockey Club?
How much do you usually bet on?

2.2 請問你會否參與外圍賭博？向什麼莊家投注（本港／外地）？從何時開始？為甚麼會選擇外圍賭博？大約每月投注額多少？

Have you participated in illegal gambling before? If yes, what kind of bookmaker was that (local/offshore)? Did it happen when you were under the legal age of betting?
Why did you choose illegal betting instead of betting on legitimate games?

2.3 你是否認為賭博是一種時尚，新潮的玩意？

Do you think gambling is a fashionable, trendy pastime?

2.4 請問你覺得有甚麼會影響你參與賭博活動？

What influence your participation in gambling activities?

3 傳媒的影響

Media Influence

3.1 請問你主要會從甚麼途徑獲得賭博資訊（報紙、廣告、電視等）？

From where do you usually obtain gambling information (e.g. newspaper, advertisements, T.V., etc.)?

3.2 請問你覺得賭波合法化之前和之後，傳媒對提供賭博資訊（例如波經、馬經）的方式有甚麼分別？

Do you think if there is difference is the provision of gambling information (e.g. the football betting tips, horse racing betting tips) in media before and after the legalization of this activity?

3.3 請問你對現在傳媒對賭博活動報導方式和態度有甚麼意見？

What do you think about the attitude the media takes and the ways the media covers and handles gambling information?

3.4 你認為傳媒現時提供賭博資訊的方式對你的賭博行為是否有影響（例如對投注頻密程度，投注金額等）？

What do you think about the influence media has in your gambling behaviour (e.g. the betting frequency, amount)?

3.5 請問你覺得傳媒在教育市民有關賭博的負面影響上是否有責任和應該扮演甚麼角色？

To what extent do you think the role and responsibility the media has in educating people about the negative impact of gambling?

3.6 你認為傳媒應怎樣處理賭博資訊以減少對社會不良的影響？

What do you think the media should do in providing gambling-related information so as to minimize the negative impact on the society?

4 賭博的影響

Influence of gambling

4.1 賭博對你的生活有沒有甚麼影響 (在工作上、家庭上、經濟上、情緒上、人際關係上、個人形象上等)?

Does gambling affect your life (in terms of work, family, financial situation, emotions, interpersonal relationship, self-image, etc.)?

4.2 賭博有否帶給你壓力和情緒的問題? 如有, 請問你怎樣處理? 有否尋求協助? 家人或朋友曾怎樣幫助過你?

Has gambling ever caused you any pressure or emotional problems? If yes, how do you handle those problems? Have you ever sought help? Have your family and friends ever helped you?

5 認知及價值觀

Awareness and values

5.1 請問你對賭博有甚麼看法? 你身邊的親人對你參與賭博活動有甚麼看法?

What do you think about gambling? What do your close ones think about your participation in gambling activities?

5.2 你認為運氣同技巧在賭博過程中有幾重要? 邊樣較為重要? 你認為贏錢有無甚麼秘訣?

How important do you think about the skills and luck involved in gambling? Which one is more important? What do you think are the secrets for winning?

5.3 你是否有受朋友的影響而參與／不參與賭博?

Have you been influenced by your friends to / not to participate in gambling?

5.4 請問你對金錢有甚麼看法? 物質生活對你有幾重要?

How do you value money? How important is it to you to live a material life?

5.5 你的成長家庭是否同你有同一的看法? 他們有否參與賭博活動?

Does the family where you brought up have the same values as you? Do your family members participate in gambling activities?

6 尋求幫助

Seeking assistance

6.1 請問你曾否想過戒賭? 如有, 為甚麼要戒賭呢? 共戒過幾多次? 是怎樣實行? 是否成功? 為甚麼? 如沒有, 為甚麼?

Have you ever thought about not gambling anymore? If yes, why? How many times have you tried and in what ways? Successful or not? If no, why not?

6.2 你有否找社會服務機構或教會或專業人士幫助 (如: 輔導員求助)? 效果如何?

Have you tried seeking assistance from the professionals (e.g. counselors)? What do you think about it?

6.3 你對戒賭服務有何意見或提議? 你認為賭徒的家庭亦需要甚麼幫助或服務?
Do you have any opinions or suggestions about this assistance service? What
assistance and services do you think are needed for gamblers' families?

程序三：背景資料及解散討論小組

Part 3: Background information and Debriefing

今次的小組討論到此為止，好多謝大家的參與。如大家對有關研究有甚麼問題，你們可以聯絡我，電話: 2241-5795。希望你們在離開之前可以填一份不留名的背景資料問卷，填完後可交回給我。

This is the end of the focus group discussion. Thank you very much for your participation today. If you have any question about this research, you may contact me at 2241-5795. Would you please fill out an anonymous background information survey for me before you leave? Thank you.

背景資料

Background Information

1. 請問你是喜歡甚麼賭博活動? (可選多項)

Which types of gambling activities do you like? (Accept multiple responses)

- | | |
|--------------------|--------------------------------|
| 1. 賽馬 | Horse racing |
| 2. 賭足球 | Soccer betting |
| 3. 賭場 | Casino |
| 4. 賽狗 | Dog racing |
| 5. 網上賭場 | Online casino |
| 6. 麻雀 | Mahjong |
| 7. 啤牌 | Poker |
| 8. 其他 (請說明: _____) | Others (Please specify: _____) |

2. 請問你喜歡賭博的原因?

Why do you like gambling?

- | | |
|---------------------|---|
| 1. 刺激 | It is exciting |
| 2. 娛樂 | It is a kind of entertainment |
| 2. 消磨時間 | It is for killing time |
| 3. 社交活動 | It is a social activity |
| 4. 消除壓力 | It helps to release stress and pressure |
| 5. 忘記煩惱 | It helps to forget troubles |
| 6. 其他: (請註明: _____) | Others (Please specify: _____) |

3. 請問你的婚姻狀況怎樣? (如單身，請跳答Q.6)

What is your marital status? (If single, please skip to Q.6)

- | | |
|----------|--------------------|
| 1. 已婚 | Married |
| 2. 離婚/分居 | Divorced/Separated |
| 3. 喪偶 | Widowed |
| 4. 單身 | Single |

4. 請問你有沒有子女? 有/無

Do you have any children? Yes/No

5. 請問他們年紀多大? _____
How old are they? _____

6. 請問你的教育程度是:
What is your education level?

- | | |
|-------------------|---|
| 1. 無受過任何正規教育/幼稚園 | No formal schooling/Kindergarten |
| 2. 小學 | Primary |
| 3. 初中(中一至中三) | Lower secondary (S.1 – S.3) |
| 4. 高中(中四至中五) | Upper secondary (S.4 – S.5) |
| 5. 預科(中六至中七/工業學院) | Matriculation (S.6 – S.7/Vocational school) |
| 6. 大專：非學士學位 | Tertiary (non-degree) |
| 7. 大學或以上 | Tertiary (degree) or above |
| 8. 不清楚 | Not sure |

7. 請問你現在有沒有工作?
Are you working now?

- | | |
|--------------------|--------------------------------|
| 1. 僱員 | Employee |
| 2. 僱主 | Employer |
| 3. 自僱 | Self-employed |
| 4. 學生 | Student (skip to Q.8) |
| 5. 主婦 | Housewife (skip to Q.8) |
| 6. 失業 | Unemployed (skip to Q.8) |
| 7. 退休 | Retired (skip to Q.8) |
| 8. 其他 (請說明: _____) | Others (Please specify: _____) |

8. 請問是哪一個行業? _____
Which profession are you in? _____

多謝合作
Thank you

小組討論的訪問大綱

Interview Guideline

學生組別

Students

程序一：研究簡介

Part 1: Briefing

大家好！我姓梁，大家可以叫我做Connie，係負責今次研究的同事。好多謝你們今日抽時間接受今次研究嘅小組討論。今次香港大學社會科學研究中心係受民政事務局委託，進行有關《香港人參與博彩活動》嘅研究。今次整個討論大概係一個半小時，而整過程都會錄音，目的是爲了方便準確記錄訪問嘅內容。但你們可以放心，你嘅分享同意見係絕對保密嘅。你們的名字並不會係任何的文章和報告內出現。研究完成後，所有資料同錄音帶亦都會清洗或燒毀。你嘅坦白分享，對今次研究學生對賭博的經驗及意見會好有幫助。討論完畢後，煩請大家填一份不記名的背景資料問卷以作研究。請問有無任何疑問，如果無的話依家就開始訪問。

Good evening. My name is Connie and I am from the Social Sciences Research Center of the University of Hong Kong. The Home Affairs Bureau has commissioned the SSRC to conduct an evaluative study on Hong Kong People's Participation in Gambling Activities. Today's focus group the richness of the questions sounds more like for individual interview rather than focus group discussion will last about 1 to 1.5 hours. The whole discussion will be audio taped. Please be sure that all the information collected will be kept strictly confidential and your names will not appear in any published articles or reports. All the information and tapes will be destroyed after finishing the study. Your candidness is very important to this study in understanding students' gambling experience and opinions. At the end of this focus group discussion, please kindly answer an anonymous background information survey for further study. If there are no other questions, shall we start the discussion?

程序二：大綱

Part 2: Outline

1. 賭博的過程

The process of gambling

1.1 請問你曾否參與賭博活動？幾多歲開始參與賭博活動？是甚麼原因或情況開始？那一次是玩甚麼賭博遊戲？

Have you ever participated in gambling activities? If yes, at what age did you start gambling? How did it happen? What gambling activity did you engage in?

1.2 請問那次同甚麼人賭？有無輸贏？當時的感覺是怎樣？

Who did you gamble with? Did you win? What was your feeling at that time?

1.3 請問你有幾喜愛賭博？

How much do you like gambling?

2 參與賭博活動

Participation in gambling activities

2.1 請問你通常會在甚麼地方(如:學校/家中/公園)及跟誰(如同學及朋友/家人/親戚)賭博?

Where do you usually gamble (e.g. school/home/playground)? With whom do you usually gamble (e.g. classmates and friends/family members/relatives)?

2.2 請問你會否向香港賽馬會投注? 賭注通常會幾大? 從何事開始? 大約每月投注額有多少? 是從何途徑投注(自己/已成年朋友或家人)? 如是自己下投注, 請問你會否試過被職員阻止?

How often do you participate in gambling activities ran by the Hong Kong Jockey Club? How much do you usually bet on? How did you place bet (by yourself/through friends/family members who are 18 years old and above)? If you did that by yourself, had you ever intervened by HKJC staff?

2.3 請問你會否參與外圍賭博? 向什麼莊家投注(本港/外地)? 從何時開始? 爲甚麼會選擇外圍賭博? 大約每月投注額多少? 若曾參與外圍足球賭博, 那麼賭波合法化之後, 有否令你減少參與外圍足球賭博?

Have you participated in illegal gambling before? If yes, what kind of bookmaker was that (local/offshore)? Did it happen when you were under the legal age of betting?

Why did you choose illegal betting instead of betting on legitimate games? If you ever participated in illegal football betting, did the legalization of football betting decrease your participation in illegal football betting?

2.4 你是否認爲賭博是一種時尚, 新潮的玩意?

Do you think gambling is a fashionable, trendy pastime?

2.5 請問你覺得有甚麼會影響你參與賭博活動? (提示: 某活動合法化?)

What influence your participation in gambling activities? (Prompt: How about the legalization of an activity?)

3 傳媒的影響

Media Influence

3.1 請問你主要會從甚麼途徑獲得賭博資訊(報紙、廣告、電視等)?

From where do you usually obtain gambling information (e.g. newspaper, advertisements, T.V., etc.)?

3.2 請問你覺得賭波合法化之前和之後, 傳媒對提供賭博資訊(例如波經、馬經)的方式有甚麼分別?

Do you think if there is difference is the provision of gambling information (e.g. the football betting tips, horse racing betting tips) in media before and after the legalization of this activity?

3.3 請問你對現在傳媒對賭博活動報導方式和態度有甚麼意見?

What do you think about the attitude the media takes and the ways the media covers and handles gambling information?

3.4 你認為傳媒現時提供賭博資訊的方式對你的賭博行為是否有影響 (例如對投注頻密程度、投注金額等)?

What do you think about the influence media has in your gambling behaviour (e.g. the betting frequency, amount)?

3.5 請問你覺得傳媒在教育市民有關賭博的負面影響上是否有責任和應該扮演甚麼角色?

To what extent do you think the role and responsibility the media has in educating people about the negative impact of gambling?

3.6 你認為傳媒應怎樣處理賭博資訊以減少對社會不良的影響?

What do you think the media should do in providing gambling-related information so as to minimize the negative impact on the society?

4 賭博的影響

Influence of gambling

4.1 賭博對你的生活有沒有甚麼影響 (在工作上、家庭上、經濟上、情緒上、人際關係上、個人形象上等)?

Does gambling affect your life (in terms of work, family, financial situation, emotions, interpersonal relationship, self-image, etc.)?

4.2 賭博有否帶給你壓力和情緒的問題? 如有, 請問你怎樣處理? 有否尋求協助? 家人或朋友曾怎樣幫助過你?

Has gambling ever caused you any pressure or emotional problems? If yes, how do you handle those problems? Have you ever sought help? Have your family and friends ever helped you?

5 認知及價值觀

Awareness and values

5.1 請問你對賭博有甚麼看法? 你身邊的親人對你參與賭博活動有甚麼看法?

What do you think about gambling? What do your close ones think about your participation in gambling activities?

5.2 你認為運氣同技巧在賭博過程中有幾重要? 邊樣較為重要? 你認為贏錢有無甚麼秘訣?

How important do you think about the skills and luck involved in gambling? Which one is more important? What do you think are the secrets for winning?

5.3 你是否有受朋友的影響而參與/不參與賭博?

Have you been influenced by your friends to / not to participate in gambling?

5.4 請問你對金錢有甚麼看法? 物質生活對你有幾重要?

How do you value money? How important is it to you to live a material life?

5.5 你的成長家庭是否同你有同一的看法? 他們有否參與賭博活動?

Does the family where you brought up have the same values as you? Do your family members participate in gambling activities?

6 尋求幫助

Seeking assistance

6.1 請問你會否想過戒賭? 如有，為甚麼要戒賭呢? 共戒過幾多次? 是怎樣實行? 是否成功? 為甚麼? 如沒有，為甚麼?

Have you ever thought about not gambling anymore? If yes, why? How many times have you tried and in what ways? Successful or not? If no, why not?

6.2 你有否找社會服務機構或教會或專業人士幫助 (如: 輔導員求助)? 效果如何?

Have you tried seeking assistance from the professionals (e.g. counselors)? What do you think about it?

6.3 你對戒賭服務有何意見或提議? 學校或家庭可以怎樣幫助／教導學生，預防他們沉迷賭博?

Do you have any opinions or suggestions about this assistance service? What assistance and services do you think are needed for gamblers' families? What can be done by school and family to help preventing students from excessive gambling?

程序三：背景資料及解散討論小組

Part 3: Background information and Debriefing

今次的小組討論到此為止，好多謝大家的參與。如大家對有關研究有甚麼問題，你們可以聯絡我，電話: 2241-5795。希望你們在離開之前可以填一份不留名的背景資料問卷，填完後可交回給我。

This is the end of the focus group discussion. Thank you very much for your participation today. If you have any question about this research, you may contact me at 2241-5795. Would you please fill out an anonymous background information survey for me before you leave? Thank you.

背景資料

Background Information

1. 請問你是喜歡甚麼賭博活動? (可選多項)

Which types of gambling activities do you like? (Accept multiple responses)

- | | |
|--------------------|--------------------------------|
| 1. 賽馬 | Horse racing |
| 2. 賭足球 | Soccer betting |
| 4. 賽狗 | Dog racing |
| 5. 網上賭場 | Online casino |
| 6. 麻雀 | Mahjong |
| 7. 啤牌 | Poker |
| 8. 其他 (請說明: _____) | Others (Please specify: _____) |

2. 請問你喜歡賭博的原因?

Why do you like gambling?

- | | |
|--------------------|---|
| 1. 刺激 | It is exciting |
| 2. 娛樂 | It is a kind of entertainment |
| 2. 消磨時間 | It is for killing time |
| 3. 社交活動 | It is a social activity |
| 4. 消除壓力 | It helps to release stress and pressure |
| 5. 忘記煩惱 | It helps to forget troubles |
| 6. 其他: (請註明 _____) | Others (Please specify: _____) |

3. 請問你幾多歲? _____

How old are you? _____

4. 請問現在有沒有工作?

Are you working now?

- | | |
|------|-----|
| 1. 有 | Yes |
| 2. 無 | No |

5. 請問你平均每月用百分之幾的零用錢 (包括家人／親戚／工作所得的金錢) 作賭博投注? _____ %

Appendix E: Demographic Profiles for 2005 and 2001 Telephone Surveys

Gender

2005 Survey

	Frequency	Percent	Valid Percent	Cumulative Percent
Valid Male	994	47.5	47.5	47.5
Female	1099	52.5	52.5	100.0
Total	2093	100.0	100.0	

2001 Survey

	Frequency	Percent	Valid Percent	Cumulative Percent
Valid Male	1000	49.9	49.9	49.9
Female	1004	50.1	50.1	100.0
Total	2004	100.0	100.0	

Age

2005 Survey

	Frequency	Percent	Valid Percent	Cumulative Percent
Valid 15-17	105	5.0	5.1	5.1
18-34	696	33.2	33.6	38.7
35-49	809	38.6	39.1	77.8
50-64	459	21.9	22.2	100.0
Total	2068	98.8	100.0	
Missing don't know/unsure	8	.4		
Refuse to answer	17	.8		
Total	25	1.2		
Total	2093	100.0		

2001 Survey

	Frequency	Percent	Valid Percent	Cumulative Percent
Valid 15-17	187	9.3	9.5	9.5
18-34	696	34.7	35.3	44.8
35-49	771	38.5	39.2	84.0
50-64	315	15.7	16.0	100.0
Total	1969	98.3	100.0	
Missing NA or Refused	35	1.7		
Total	2004	100.0		

Education Level

2005 Survey

		Frequency	Percent	Valid Percent	Cumulative Percent
Valid	No formal education	13	.6	.6	.6
	Primary or kindergarten	207	9.9	9.9	10.6
	Junior secondary	379	18.1	18.2	28.7
	Senior secondary	716	34.2	34.3	63.1
	Matriculation	191	9.1	9.2	72.2
	Tertiary: non-degree	146	7.0	7.0	79.2
	Tertiary: degree or above	433	20.7	20.8	100.0
	Total	2087	99.7	100.0	
Missing	Refuse to answer	6	.3		
Total		2093	100.0		

2001 Survey

		Frequency	Percent	Valid Percent	Cumulative Percent
Valid	No formal education	23	1.1	1.2	1.2
	Primary or kindergarten	244	12.2	12.2	13.4
	Junior secondary	411	20.5	20.6	33.9
	Senior secondary	744	37.1	37.2	71.1
	Matriculation	137	6.8	6.9	78.0
	Tertiary: non-degree	96	4.8	4.8	82.8
	Tertiary: degree or above	344	17.2	17.2	100.0
	Total	1999	99.8	100.0	
Missing	Refuse to answer	5	.2		
Total		2004	100.0		

Marital Status

2005 Survey

		Frequency	Percent	Valid Percent	Cumulative Percent
Valid	Never married	762	36.4	36.5	36.5
	Married	1256	60.0	60.3	96.8
	Separate / Divorced	54	2.6	2.6	99.4
	Widowed	13	.6	.6	100.0
	Total	2084	99.6	100.0	
Missing	Refuse to answer	8	.4		
Total		2093	100.0		

2001 Survey

		Frequency	Percent	Valid Percent	Cumulative Percent
Valid	Never married	792	39.5	39.7	39.7
	Married	1163	58.0	58.2	97.9
	Separate / Divorced	33	1.6	1.7	99.5
	Widowed	9	.4	.5	100.0
	Total	1997	99.7	100.0	
Missing	Refuse to answer	7	.3		
Total		2004	100.0		

Employment Status

2005 Survey

		Frequency	Percent	Valid Percent	Cumulative Percent
Valid	Employers	56	2.7	2.7	2.7
	Employees	1122	53.6	53.7	56.4
	Self-employed	157	7.5	7.5	63.9
	Unemployed / job-seeking	104	5.0	5.0	68.9
	Retired	93	4.4	4.4	73.3
	Housewife	322	15.4	15.4	88.7
	Students	235	11.2	11.3	100.0
	Total	2090	99.9	100.0	
Missing	Refuse to answer	3	.1		
Total		2093	100.0		

2001 Survey

		Frequency	Percent	Valid Percent	Cumulative Percent
Valid	Employers	50	2.5	2.5	2.5
	Employees	1068	53.3	53.7	56.2
	Self-employed	117	5.8	5.9	62.1
	Unemployed / job-seeking	100	5.0	5.0	67.1
	Retired	62	3.1	3.1	70.2
	Housewife	284	14.2	14.3	84.5
	Students	308	15.4	15.5	100.0
	Total	1989	99.3	100.0	
Missing	Refuse to answer	15	.7		
Total		2004	100.0		

Occupation

2005 Survey

		Frequency	Percent	Valid Percent	Cumulative Percent
Valid	Managers and administrators	146	7.0	11.1	11.1
	Professionals	172	8.2	13.1	24.2
	Associate professionals	188	9.0	14.2	38.4
	Clerks	240	11.5	18.2	56.6
	Service workers and shop sales workers	253	12.1	19.2	75.8
	Craft and related workers	95	4.6	7.2	83.1
	Plant and machine operators and assemblers	104	5.0	7.9	90.9
	Elementary occupations	84	4.0	6.4	97.4
	Skilled agricultural and fishery workers and occupations not classifiable	35	1.7	2.6	100.0
	Total	1318	63.0	100.0	
Missing	Refuse to answer	21	1.0		
	N/A (non-working)	754	36.0		
	Total	775	37.0		
Total		2093	100.0		

2001 Survey

		Frequency	Percent	Valid Percent	Cumulative Percent
Valid	Managers and administrators	163	8.1	13.5	13.5
	Professionals	165	8.2	13.7	27.2
	Associate professionals	87	4.3	7.2	34.5
	Clerks	295	14.7	24.5	59.0
	Service workers and shop sales workers	194	9.7	16.1	75.1
	Skilled agricultural and fishery workers	5	.2	.4	75.5
	Craft and related workers	89	4.4	7.4	82.9
	Plant and machine operators and assemblers	92	4.6	7.6	90.5
	Elementary occupations	74	3.7	6.1	96.7
	Civil servants	23	1.1	1.9	98.6
	Others	17	.8	1.4	100.0
	Total	1204	60.1	100.0	
Missing	N/A	754	37.6		
	Refuse to answer	46	2.3		
	Total	800	39.9		
Total		2004	100.0		

Monthly Personal Income

2005 Survey

		Frequency	Percent	Valid Percent	Cumulative Percent
Valid	<\$5000	58	2.8	4.7	4.7
	\$5000 - \$9999	306	14.6	24.9	29.6
	\$10000 - \$14999	290	13.9	23.6	53.2
	\$15000 - \$19999	179	8.6	14.6	67.8
	\$20000 - \$24999	144	6.9	11.7	79.5
	\$25000 - \$29999	58	2.8	4.7	84.2
	\$30000 - \$34999	69	3.3	5.6	89.8
	\$35000 - \$39999	30	1.4	2.4	92.2
	\$40000 - \$44999	34	1.6	2.8	95.0
	\$45000 - \$49999	12	.6	1.0	96.0
	\$50000 or above	49	2.4	4.0	100.0
	Total	1230	58.8	100.0	
Missing	Forgotten / don't know / not regular	31	1.5		
	Refuse to answer	77	3.7		
	N/A (non-working)	754	36.0		
	Total	863	41.2		
Total		2093	100.0		

2001 Survey

		Frequency	Percent	Valid Percent	Cumulative Percent
Valid	<\$5000	57	2.8	5.4	5.4
	\$5000 - \$9999	213	10.6	20.0	25.4
	\$10000 - \$14999	293	14.6	27.5	52.9
	\$15000 - \$19999	150	7.5	14.1	67.0
	\$20000 - \$24999	141	7.0	13.3	80.3
	\$25000 - \$29999	36	1.8	3.4	83.6
	\$30000 - \$34999	60	3.0	5.6	89.3
	\$35000 - \$39999	21	1.0	2.0	91.3
	\$40000 - \$44999	30	1.5	2.8	94.1
	\$45000 - \$49999	11	.5	1.0	95.1
	\$50000 or above	52	2.6	4.9	100.0
	Total	1064	53.1	100.0	
Missing	N/A	754	37.6		
	Don't remember / don't know / not regular	81	4.0		
	Refuse to answer	105	5.2		
	Total	940	46.9		
Total		2004	100.0		

Monthly Family Income

2005 Survey

		Frequency	Percent	Valid Percent	Cumulative Percent
Valid	<\$5000	67	3.2	4.0	4.0
	\$5000 - \$9999	166	7.9	9.9	13.8
	\$10000 - \$14999	243	11.6	14.4	28.3
	\$15000 - \$19999	226	10.8	13.4	41.7
	\$20000 - \$24999	234	11.2	13.9	55.6
	\$25000 - \$29999	129	6.1	7.6	63.2
	\$30000 - \$34999	174	8.3	10.3	73.6
	\$35000 - \$39999	80	3.8	4.8	78.3
	\$40000 - \$44999	111	5.3	6.6	84.9
	\$45000 - \$49999	32	1.5	1.9	86.8
	\$50000 or above	222	10.6	13.2	100.0
	Total	1683	80.4	100.0	
Missing	Forgotten / don't know / not regular	278	13.3		
	Refuse to answer	133	6.3		
	Total	410	19.6		
Total		2093	100.0		

2001 Survey

		Frequency	Percent	Valid Percent	Cumulative Percent
Valid	<\$5000	48	2.4	3.2	3.2
	\$5000 - \$9999	116	5.8	7.7	10.9
	\$10000 - \$14999	247	12.3	16.5	27.4
	\$15000 - \$19999	181	9.0	12.1	39.4
	\$20000 - \$24999	253	12.6	16.9	56.3
	\$25000 - \$29999	94	4.7	6.3	62.6
	\$30000 - \$34999	162	8.1	10.8	73.4
	\$35000 - \$39999	54	2.7	3.6	76.9
	\$40000 - \$44999	79	3.9	5.3	82.2
	\$45000 - \$49999	44	2.2	2.9	85.1
	\$50000 or above	223	11.1	14.9	100.0
	Total	1501	74.9	100.0	
Missing	Forgotten / don't know / not regular	371	18.5		
	Refuse to answer	132	6.6		
	Total	503	25.1		
Total		2004	100.0		

Living District

2005 Survey Only

		Frequency	Percent	Valid Percent	Cumulative Percent
Valid	Central and Western District	77	3.7	3.7	3.7
	Southern District	70	3.4	3.4	7.1
	Eastern District	161	7.7	7.8	14.9
	North District	102	4.9	4.9	19.8
	Wanchai District	49	2.3	2.4	22.2
	Shum Shui Po District	89	4.3	4.3	26.5
	Yuen Long District	137	6.6	6.6	33.1
	Tai Po District	90	4.3	4.3	37.5
	Yau Tsim Mong District	94	4.5	4.6	42.0
	Tsuen Wan District	86	4.1	4.1	46.2
	Wong Tai Sin District	136	6.5	6.6	52.7
	Sha Tin District	211	10.1	10.2	62.9
	Kwun Tong District	178	8.5	8.6	71.5
	Kowloon City District	130	6.2	6.3	77.8
	Island District	39	1.9	1.9	79.7
	Sai Kung District	116	5.6	5.6	85.3
	Kwai Tsing District	108	5.1	5.2	90.5
	Tuen Mun District	196	9.4	9.5	100.0
	Total	2071	99.0	100.0	
Missing	Refuse to answer	22	1.0		
Total		2093	100.0		